

AMENDMENT NO. 3 TO WORK AUTHORIZATION NO. WA001TC
RLI# 20071014-0-AV-01A

Consultant: Turner Construction Company
Project No.: 3300
Project Title: Terminal 4 Gate Replacement (CPM)
Facility Name: Fort Lauderdale - Hollywood International Airport

This Third Amendment to Work Authorization No. WA001TC is entered into between Broward County and Turner Construction Company, pursuant to the Agreement executed on May 19, 2009 and Work Authorization No. WA001TC approved February 14, 2012. In the event of any inconsistency between this Third Amendment and the Agreement or the Second Amendment, the provisions of this Third Amendment shall govern and control.

This Third Amendment provides for services consistent with the Agreement and Work Authorization No. WA001TC referenced above and as modified in the attached Scope. Payment for such services shall be in accordance with the Agreement, subject to the limitations below. This Third Amendment shall not expire until the expiration of all warranty periods provided for in the Terminal 4 construction contracts subject to this Work Authorization, as amended.

The compensation set forth in Work Authorization No. WA001TC, as amended, is further amended as follows:

In consideration of the County's payment of the Lump Sum amount of ~~Five Million One Hundred Sixty One Thousand Four Hundred Ninety One Dollars (\$5,161,491.00)~~ Five Million Two Hundred Eighty-Six Thousand Four Hundred Ninety-One Dollars (\$5,286,491.00); and that portion earned of the Maximum Not-To-Exceed amount of ~~Forty Nine Million Six Hundred Thirty Five Thousand Eight Hundred Fifty Eight Dollars (\$49,635,858.00)~~ Fifty-Four Million Four Hundred Seventeen Thousand Seven Hundred Fourteen Dollars (\$54,417,714.00) for Professional Services, and the County's payment of that portion earned of the Maximum Not-To-Exceed amount of ~~One Million Four Hundred Seventy Seven Thousand Four Hundred Thirty Seven Dollars (\$1,477,437.00)~~ Two Million Two Hundred Seventy-Seven Thousand Four Hundred Thirty-Seven Dollars (\$2,277,437.00) for Reimbursables, Consultant waives and releases any and all claims associated with the performance of the Work described in this amended Work Authorization. This amended Work Authorization constitutes full accord and satisfaction of all claims for time and compensation associated with the Work authorized by this amended Work Authorization and for all events occurring prior to execution of this amended Work Authorization. Nothing contained in this Third Amendment shall alter, modify or change in any way the terms and conditions of the Agreement or Work Authorization No. WA001TC, as amended, except as provided herein.

IN WITNESS WHEREOF, the Parties hereto have made and executed this Third Amendment to Work Authorization: Broward County, through its Board of County Commissioners, signing by and through its Mayor or Vice-Mayor, authorized to execute same by Board action on the _____ day of _____, 2018, and Turner Construction Company, Inc., signing by and through its MARK ALLES, VP duly authorized to execute same.

COUNTY

Broward County, through its
Board of County Commissioners

Broward County Administrator, as ex-Officio
Clerk of the Board of Broward County
Commissioners

Mayor or Vice Mayor Date

Recommended by:


for  10/23/18
Project Manager Date


Curtis Celestine
Print Name

Approved as to form by
Andrew J. Meyers
Broward County Attorney
Aviation Office
2200 SW 45th Street, Suite 101
Dania Beach, Florida 33312
Telephone: (954) 359-6100
Telecopier: (954) 359-1292

 2018/10/25
Contract Administrator Date


Trevor M.A. Fisher
Print Name

 10/29/18
Senior Assistant County Attorney Date
Alexander J. Williams, Jr.

Attest:  1/23/18
Secretary SVP Date

DAVID C. ROBINSON
Print Name

Consultant

By: 
 President Vice President Date 1/22/18

MARK ALLES
Print Name

Corporate Seal

Scope of Services to Third Amendment

The Consultant shall continue to perform the scope of work as described in Work Authorization No. WA001TC, as amended. Article 6 and table of task descriptions contained in Exhibit B to the Work Authorization are revised as reflected in the attached. Exhibits C, L, M, and N to the Work Authorization (inclusive of amendments thereto, namely Exhibits C2, L1, M2, and N2), are hereby deleted in their entireties and replaced with Exhibits C, L, M, and N attached hereto and made a part of this Third Amendment. As of the effective date of this Third Amendment, all references to Exhibits B, C, L, M, and N in the Agreement shall refer to the Exhibit B, as amended, and the form of Exhibits C, L, M, and N attached to this Third Amendment. At no time shall the total amount for the entire Amended Work Authorization exceed the negotiated maximum not to exceed amount of Sixty-One Million Nine Hundred Eighty-One Thousand Two Hundred Twenty-Three Dollars (\$61,981,223.00), unless the scope of work is altered through a negotiated amendment and a new maximum not to exceed amount is established.

Budget

Add additional funding from 40350-41008-70802000-512160-100162-7140 for the following:

Task #	Description	Labor (as amended)		Total (as amended)	Proposed Amendment	Revised Total Amount
1	T4 Gate Replacement Western and Eastern Expansion	\$45,754,757	NTE	\$50,341,248	\$4,456,744	\$55,047,992
		\$4,586,491	LS		*\$250,000	
2	QAMT Western and Eastern Expansion (Testing Only)	\$1,409,643		\$1,409,643	\$0	\$1,409,643
3	Field Verification Western and Eastern Expansion	\$450,000		\$450,000	\$0	\$450,000
4	T4 Gate Replacement Eastern Expansion	\$0		\$0	\$0	\$0
5	QAMT Eastern Expansion	\$0		\$0	\$0	\$0
6	Field Verification Eastern Expansion	\$0		\$0	\$0	\$0
7	Baggage Handling System	\$601,458		\$601,458	\$0	\$601,458
8	Extended Services Western and Eastern Expansion	\$0		\$0	\$0	\$0
9	Extended Services Eastern Expansion	\$0		\$0	\$0	\$0
10	Environmental Inspection and Testing	\$125,000		\$125,000	-\$125,000	\$0

11	Overtime	\$350,000		\$350,000	\$0	\$350,000
12	Additional Testing	\$20,000		\$20,000	-\$20,000	\$0
13	Dispute Avoidance Panel	\$1,200,000		\$1,200,000	\$300,000	\$1,500,000
14	Photographic Documentation	\$300,000		\$300,000	\$44,693	\$344,693
	Reimbursable Expenses	\$1,477,437		\$1,477,437	\$800,000	\$2,277,437

** Proposed increase for Threshold Inspections in the LS amount of \$250,000*

[END OF SCOPE]

EXHIBIT B

Revised Article 6 of Exhibit B

6. PHOTOGRAPHIC DOCUMENTATION

6.1 Summary.

- 6.1.1 Comprehensive digital color photographic documentation of existing conditions, the construction process progressively, on a monthly basis for the projects listed in the Project Description to document the work on each assigned contract.
- 6.1.2 Documentation inclusive of electronic indexing, navigation, and uploading throughout construction activities will occur monthly.
- 6.1.3 Security of information and technological requirements related to the documentation.
- 6.1.4 Qualifying credentials required by BCAD as identified in in Section 6.6.

6.2 Documentation Platform and Delivery Method.

- 6.2.1 Indexing and navigation system will utilize actual construction drawings or equivalent as the basis for an interactive on-line interface. For all photographic documentation referenced herein, indexing and navigation must be organized by both time (date stamped) and location throughout the T 4 Project. A chronological photo record of progress in each location will be required. A DVD/USB Drive containing the filed documents will be submitted monthly to BCAD Document Control. Each photo document will be logged into vendors website. Prolog and Share Point. Documentation activity can be queried by date range via activity searches.
- 6.2.2 Documentation will combine indexing and navigation system with inspection-grade high resolution (4MB minimum picture size in JPEG format and High Definition videos in MPEG-4 format or as approved by BCAD) digital documents designed to capture actual conditions throughout construction. Documentation will be uploaded into vendors website within 48 hours after each shoot.
- 6.2.3 All images will be identified by date, location, and include associated comments that can be archived indefinitely and use a nomenclature which requires BCAD's prior approval.

6.3 Documentation Elements.

- 6.3.1 Site Survey - Prior to mobilization, all existing conditions of terminal, apron, roadways, driveways, curbs, sidewalks, landscaping and structures surrounding the building pad and site will be documented using overlapping photographic techniques. This documentation may be required at multiple intervals prior to commencing vertical construction. Indexing and navigation shall be accomplished through interactive architectural drawings. Integrated commenting and tagging will allow for isolation of issues on the interactive plan and for report generation including, per report, issue image, index number, date and depiction of issue location on the floor plan or site plan.
- 6.3.2 Exterior/Interior Progressions- Construction progress for all trades will be tracked at monthly intervals. Progression documentation will comprehensively track both the exterior and interior construction of the building (excluding underground utilities). Exterior Progressions will track 360 degrees around the site, each building and interior

superstructures. Interior Progressions will track interior improvements beginning when stud work commences and continuing until T4 Project completion. Indexing and navigation accomplished through interactive architectural drawings. Integrated commenting and tagging will allow for isolation of issues on the interactive plan and for report generation including, per report, issue image, index number, date and depiction of issue location on the floor plan or site plan.

- 6.3.3** Slab as-built condition of utilities within the concrete slab will be documented prior to pouring slabs and/or placing concrete including ground level. This process may include utilities enclosed in slab-on-deck in multi-story buildings. Overlapping photographic techniques will be used to insure maximum coverage. Indexing and navigation accomplished through interactive site utility plans. Integrated commenting and tagging will allow for isolation of issues on the interactive plan and for report generation including, per report, issue image, index number, date and depiction of issue location on the floor plan or site plan.
- 6.3.4** All in wall/ceiling mechanical, electrical, and plumbing systems, to be conducted prior to closing the work on a monthly basis, or as requested by the client. Overlapping photographic techniques will be used to insure maximum coverage. Indexing and navigation accomplished through interactive architectural drawings. Integrated commenting and tagging will allow for isolation of issues on the interactive plan and for report generation including, per report, issue image, index number, date and depiction of issue location on the floor plan or site plan.
- 6.3.5** Finished Condition as-built finished conditions of the interior of each building including floors, ceilings and walls shall be documented at certificate of occupancy or equivalent, or just prior to tenant/owner occupancy, or both, as directed by BCAD/PMO. Overlapping photographic techniques will be used to insure maximum coverage. Indexing and navigation accomplished through interactive architectural drawings. Integrated commenting and tagging will allow for isolation of issues on the interactive plan and for report generation including, per report, issue image, index number, date and depiction of issue location on the floor plan or site plan.
- 6.3.6** Miscellaneous events that occur during any CPM site visit, or events captured by the BCAD/PMO independently, will be dated, labeled and inserted into a Section in the navigation structure entitled "Siideshows" allowing this information to be stored in the same "place" as the formal scope.

6.4 Scope of Work.

Digital color photographs will be taken during all phases of construction, including but not limited to:

- a) Pre-construction photos
- b) Monthly construction progress photos (excluding apron and underground utilities);
- c) Monthly aerial photos (10MB minimum picture size in TIFF format or as approved by BCAD);
- d) Critical Milestones;
- e) Completion photos; and,
- f) Special event or special interest photos as directed by BCAD/PMO.

The monthly progress photos are to be taken at the same locations, to the extent practical, to document progress achieved. The CPM shall establish the number and locations and submit for BCAD's approval for the monthly progress and aerial photos and shall make adjustments to the views or locations as dictated by the progress of each project. Each photo location (identified by GIS) should contain six (6) directions, and have sequencing and indexing capabilities.

Completion photos are to be taken within five (5) calendar days after substantial completion, tenant /owner occupancy and five (5) calendar days after final acceptance by BCAD (or as requested by Owner).

6.5 Requirements.

- 6.5.1** Field personnel to undertake the documentation provided exclusively by the CPM. Field personnel shall be OSHA certified, if applicable, per the project-specific safety programs. Coordination with project teams will be accomplished through a designated representative on-site at the T 4 Project, typically a Superintendent or Project Manager. The CPM's operations team will provide regular updates regarding the status of the documentation, including completed elements of the documentation, the availability of recent documentation on-line and anticipated future shoot dates.
- 6.5.2** Distribution of photographs to the media or public for any purpose is prohibited without the written approval of BCAD Contract Administrator.
- 6.5.3** Upon completion of the T4 Project, final copies of the documentation (the "Permanent Record") will be provided in a digital media format. Intellectual property rights associated with the digital media prepared in direct service of the T 4 Project shall transfer, along with the media itself, to BCAD. a) Photographic Documentation: The Permanent Record will be provided with the underlying housing software, indexing and navigation system, typically as a DVD or external hard-drive. One multiple-user license for use of the underlying housing software, indexing and navigation is included for accessing the digital media. c) Photographic Document will be available for on full year post construction on the website. Beyond the one-year post construction BCAD can purchase additional hosting from the vendor.

6.6 Qualifications.

The CPM must submit qualifications of the proposed individuals providing the photographic documentation for BCAD's approval to include the following:

- a) Demonstrable experience in providing expert and independent third party digital photography construction documentation;
- b) Proficiency in the execution of digital photography, including use and knowledge of associated equipment;
- c) Representative portfolio of completed construction projects of similar type, size, duration and complexity as the T 4 Project.

Task	Description	
1.	<p>T4 Gate Replacement Western and Eastern Expansion Consist of all duties and responsibilities associated with the scope of work outlined in this exhibit as it relates to Western and Eastern Expansion of the T4 Project which consist of Terminal 4 Improvements, FIS Expansion, fuel hydrant project, civil and apron modifications and reconstruction to support the Western and Eastern Expansion.</p>	
2.	<p>QAMT Western and Eastern Expansion (Testing Only) Provide QAMT for the Western and Eastern Expansion consistent with all duties and responsibilities associated with the scope of work outlined in article Section B.5.3 of this Exhibit.</p>	
3.	<p>Field Verification Western and Eastern Expansion Provide field verification for the Western and Eastern Expansion in accordance with article Section B.5.13 of this Exhibit.</p>	
4.	<p>Baggage Handling System Provide Baggage Handling System support for the installation and expansion of the CBIS and international inbound baggage system associated with the new 14-gate Expansion of the T4 Project.</p>	
5.	<p>Extended Services Western and Eastern Expansion Provide Extended Services for the Western and Eastern Expansion due to Schedule impacts not related to errors, omissions, negligence or failure of the CPM to follow this Work Authorization.</p>	
6.	<p>Extended Services Eastern Expansion Provide Extended Services for the Eastern Expansion due to schedule impacts not related to errors, omissions, negligence or failure of the CPM to follow this Work Authorizations.</p>	
7.	<p>Environmental Inspection and Testing Provides field inspection of a remediation contractor's work in accordance with a remedial action plan. Testing of soil and ground water as required to document residual soil or ground water conditions. Any unused fund in this task shall be retained by the COUNTY.</p>	
8.	<p>Overtime These funds may be used to cover costs associated with overtime required by specified, non-exempt CPM or Subconsultant employees in order to perform services in accordance with contractor(s)' T4 Project Schedule. All requests for use of the overtime must be pre-authorized in writing by the CA or designee. In order to obtain approval for overtime services, the CPM must provide, in writing, the nature of the work to be</p>	

Task Table to Exhibit B

	performed, names of the proposed staff, the number of hours per day and the number of days to be worked in order to establish the overtime amount for the CA's approval. Any unused funds in this task shall be retained by the COUNTY.	
9.	Additional Testing Provides additional testing for failed tests and any tests beyond the basic scope requirements. Any unused funds in this task shall be retained by the COUNTY.	
10.	Dispute Avoidance Panel These funds may be used to cover the costs associated with the fees and travel expenses of Dispute Avoidance Panel members. This encompasses all work packages as outlined in this Exhibit. The budgeted amount for this task is based on an estimated 2 PANEL meetings per month and an estimated construction duration of 5 years. This estimated budget may be adjusted as necessary by an amendment to this Work Authorization.	
11.	Photographic Documentation Provide Photographic Documentation as outlined in article Section B.6 of this Exhibit.	

EXHIBIT C
Reimbursable Expenses

Item Description	Reimbursable Expense Cost
Project Staff and Related Expense	
Project Field Office Expense	
Other CPM Field Expenses	
General Cost Items	
Reimbursable Expense for QAMT subconsultant (Vertical V)	
Reimbursable Expense for Threshold Inspection subconsultant (DeRose)	
Reimbursable Expense for Commissioning subconsultant (FMS)	
<p>1. Field office facilities to be provided by County and will include permitting, design and fit-out costs if required to support a staff of up to 35 people (including all CPM field staff and CPM consultant staff (Commissioning, QAMT and Threshold Inspection). Space to include restrooms, conference rooms, kitchen/eating/break areas, supply rooms /cabinets and document control/drawing storage/review areas/rooms. Also included is fit-out and mechanical and electrical infrastructure, power, emergency back-up power for all computer equipment, wiring, HVAC capability and capacity to support all office functions, equipment and use. Secure key card or regular keyed access and property insurance on field office space and contents will also be provided by County.</p> <p>2 Regular field office services provided by County will include janitorial, pest control and trash removal. Any general maintenance and repair required will also be provided by County.</p> <p>3 All CPM Field Office utility connection and consumption costs will be paid for by the County.</p> <p>4 County will furnish, install and pay for internet network service (T-1 lines and emergency back-up) for computer systems and equipment provided by CPM in accordance with CPM's 4/15/13 estimate and back-up. Internet network system will enable CPM to connect with home and satellite offices. Also to be provided by County will be CD's, USB drives and any other miscellaneous computer supplies reasonably required by the CPM to conduct their work on the project.</p> <p>5 County will provide all required computer software reasonably required for CPM to deliver services.</p>	

6 County will provide field office telephone systems including all equipment, hook-up/connection, service (including long distance) and maintenance costs.

7 County will provide paper for all photocopying required by the CPM to deliver services, except size 11 x 17 paper. County or DP will also provide a reasonable number of complete document (half or full size) of all contract drawings, specifications and bulletins issued subsequent to contract drawings for all projects to allow the CPM to provide required services.

8 County or others (i.e. CM at Risk, DP, etc.) will provide major project identification signage (if required) and funding for project team partnering sessions or off-site meetings (if required).

9 County or others will pay building permit fees.

**Exhibit L
SALARY COSTS**

Project No: RLI No. 20071014-0-AV-01A Date: 3/6/2018
 RFP No. N0923313P1
 Project Title: Terminal 4 CPM
 Facility Name: Ft. Lauderdale-Hollywood International Airport and Broward County Aviation Department
 Consultant: **TURNER CONSTRUCTION COMPANY**

PAYROLL CLASSIFICATION / TITLE	MAX. RAW HOURLY SALARY (\$/HR)	CPI-W Increase 2018 1.7%	MAX. RAW HOURLY SALARY (\$/HR)	OVER-HEAD		FRINGE AT		PROFIT AT		MAXIMUM RATE (\$/HR)
				AT 75.35% (\$/HR)	+	53.66% (\$/HR)	+	10.00% (\$/HR)	=	
101 Management										
CPM Director	\$139.63	\$2.37	\$142.00	\$107.00		\$76.20		\$32.52		\$357.72
CPM Sr. Director	\$138.50	\$2.35	\$140.85	\$106.13		\$75.58		\$32.26		\$354.83
Principal Project Manager	\$128.89	\$2.19	\$131.08	\$98.77		\$70.34		\$30.02		\$330.21
T4 Project Manager	\$91.29	\$1.55	\$92.84	\$69.96		\$49.82		\$21.26		\$233.88
Apron/Fuel/Util. Project Manager	\$96.66	\$1.64	\$98.30	\$74.07		\$52.75		\$22.51		\$247.64
Senior Project Manager - Civil	\$105.93	\$1.80	\$107.73	\$81.18		\$57.81		\$24.67		\$271.39
Project Controls Manager	\$138.55	\$2.36	\$140.91	\$106.17		\$75.61		\$32.27		\$354.96
Construction Manager	\$139.63	\$2.37	\$142.00	\$107.00		\$76.20		\$32.52		\$357.72
Sr. Construction Manager	\$138.50	\$2.35	\$140.85	\$106.13		\$75.58		\$32.26		\$354.83
Project Manager	\$96.66	\$1.64	\$98.30	\$74.07		\$52.75		\$22.51		\$247.64
Assistant Project Manager	\$76.65	\$1.30	\$77.95	\$58.74		\$41.83		\$17.85		\$196.37
Director of Cx Services	\$112.77	\$1.92	\$114.69	\$86.42		\$61.54		\$26.26		\$288.91
Cx Project Manager	\$85.96	\$1.46	\$87.42	\$65.87		\$46.91		\$20.02		\$220.22
Cx Operations Manager	\$96.66	\$1.64	\$98.30	\$74.07		\$52.75		\$22.51		\$247.64
103 Purchasing										
Purchasing Manager	\$96.66	\$1.64	\$98.30	\$74.07		\$52.75		\$22.51		\$247.64
Purchasing Agent	\$59.07	\$1.00	\$60.07	\$45.27		\$32.24		\$13.76		\$151.33
104 Engineering										
QA Manager	\$73.03	\$1.24	\$74.27	\$55.96		\$39.85		\$17.01		\$187.10
T4 Office Engineer	\$81.62	\$1.39	\$83.01	\$62.55		\$44.54		\$19.01		\$209.11
Sr. T4 Office Engineer	\$86.13	\$1.46	\$87.59	\$66.00		\$47.00		\$20.06		\$220.66
Apron/Fuel/Util. Engineer	\$80.56	\$1.37	\$81.93	\$61.73		\$43.96		\$18.76		\$206.39
BHS/Conn Bri./Gate Mods Engineer	\$86.99	\$1.48	\$88.47	\$66.66		\$47.47		\$20.26		\$222.86
Project Engineer	\$85.93	\$1.46	\$87.39	\$65.85		\$46.89		\$20.01		\$220.15
Assistant Engineer	\$59.07	\$1.00	\$60.07	\$45.27		\$32.24		\$13.76		\$151.33
QA Assistant Engineer	\$58.26	\$0.99	\$59.25	\$44.65		\$31.79		\$13.57		\$149.26
Office Engineer/ MEP	\$58.26	\$0.99	\$59.25	\$44.65		\$31.79		\$13.57		\$149.26
Apron/Fuel/Utilities - Office Engineer	\$63.55	\$1.08	\$64.63	\$48.70		\$34.68		\$14.80		\$162.81
FIS Buildout/Airport Systems Office Engineer	\$68.85	\$1.17	\$70.02	\$52.76		\$37.57		\$16.04		\$176.39
Change Order Engineer	\$68.85	\$1.17	\$70.02	\$52.76		\$37.57		\$16.04		\$176.39
Cx Plan Writer	\$77.34	\$1.31	\$78.65	\$59.27		\$42.21		\$18.01		\$198.14
BHS Project Manager	\$91.29	\$1.55	\$92.84	\$69.96		\$49.82		\$21.26		\$233.88
Assistant BHS	\$75.19	\$1.28	\$76.47	\$57.62		\$41.03		\$17.51		\$192.63
Mechanical Cx Lead	\$85.93	\$1.46	\$87.39	\$65.85		\$46.89		\$20.01		\$220.15
Assistant Mechanical	\$75.19	\$1.28	\$76.47	\$57.62		\$41.03		\$17.51		\$192.63
Electrical Cx Lead	\$85.93	\$1.46	\$87.39	\$65.85		\$46.89		\$20.01		\$220.15
Assistant Electrical	\$75.19	\$1.28	\$76.47	\$57.62		\$41.03		\$17.51		\$192.63
Special Systems PM	\$80.56	\$1.37	\$81.93	\$61.73		\$43.96		\$18.76		\$206.39
105 Estimating										
Preconstruction Manager	\$96.66	\$1.64	\$98.30	\$74.07		\$52.75		\$22.51		\$247.64
Chief Estimator	\$91.29	\$1.55	\$92.84	\$69.96		\$49.82		\$21.26		\$233.88
Senior Estimator	\$90.22	\$1.53	\$91.75	\$69.14		\$49.24		\$21.01		\$231.14
Estimator	\$53.70	\$0.91	\$54.61	\$41.15		\$29.31		\$12.51		\$137.58
Assistant Estimator	\$42.97	\$0.73	\$43.70	\$32.93		\$23.45		\$10.01		\$110.09
Structural Estimator	\$75.19	\$1.28	\$76.47	\$57.62		\$41.03		\$17.51		\$192.63
Mecanical Estimator	\$75.19	\$1.28	\$76.47	\$57.62		\$41.03		\$17.51		\$192.63
Electrical Estimator	\$75.19	\$1.28	\$76.47	\$57.62		\$41.03		\$17.51		\$192.63
Lead Estimator	\$90.22	\$1.53	\$91.75	\$69.14		\$49.24		\$21.01		\$231.14
Cx Estimator	\$64.43	\$1.10	\$65.53	\$49.37		\$35.16		\$15.01		\$165.07
106 Cost										
Cost Control/Payment Analysis	\$62.29	\$1.06	\$63.35	\$47.73		\$33.99		\$14.51		\$159.58
Cost Engineer	\$42.97	\$0.73	\$43.70	\$32.93		\$23.45		\$10.01		\$110.09
108 Office Service (Admins)										
Document Control Supervisor	\$44.03	\$0.75	\$44.78	\$33.74		\$24.03		\$10.25		\$112.80
Document Control Clerk	\$44.03	\$0.75	\$44.78	\$33.74		\$24.03		\$10.25		\$112.80
Permit Coordinator	\$47.67	\$0.81	\$48.48	\$36.53		\$26.01		\$11.10		\$122.13

PAYROLL CLASSIFICATION / TITLE	MAX. RAW HOURLY SALARY (\$/HR)	CPI-W Increase 2018 1.7%	MAX. RAW HOURLY SALARY (\$/HR)	+	OVER-HEAD AT	+	FRINGE AT	+	PROFIT AT	=	MAXIMUM RATE (\$/HR)
					75.35% (\$/HR)		53.66% (\$/HR)		10.00% (\$/HR)		
Senior Project Administrator	\$44.03	\$0.75	\$44.78		\$33.74		\$24.03		\$10.25		\$112.80
Project Administrator	\$44.03	\$0.75	\$44.78		\$33.74		\$24.03		\$10.25		\$112.80
Admin Assistant	\$32.22	\$0.55	\$32.77		\$24.69		\$17.58		\$7.50		\$82.55
110 Superintendence											
BHS Resident Inspector	\$96.66	\$1.64	\$98.30		\$74.07		\$52.75		\$22.51		\$247.64
MEP Inspector	\$93.44	\$1.59	\$95.03		\$71.60		\$50.99		\$21.76		\$239.39
General Inspector	\$93.44	\$1.59	\$95.03		\$71.60		\$50.99		\$21.76		\$239.39
T4 Night Inspector	\$93.44	\$1.59	\$95.03		\$71.60		\$50.99		\$21.76		\$239.39
Apron/Fuel Civil Inspector	\$96.66	\$1.64	\$98.30		\$74.07		\$52.75		\$22.51		\$247.64
Project Superintendent	\$85.93	\$1.46	\$87.39		\$65.85		\$46.89		\$20.01		\$220.15
Assistant Project Superintendent	\$59.07	\$1.00	\$60.07		\$45.27		\$32.24		\$13.76		\$151.33
T4 Shift Inspector	\$92.14	\$1.57	\$93.71		\$70.61		\$50.28		\$21.46		\$236.06
FIS Build Out/ Airport Active Systems Inspector	\$95.32	\$1.62	\$96.94		\$73.04		\$52.02		\$22.20		\$244.20
111 Scheduling											
Master Scheduler	\$93.44	\$1.59	\$95.03		\$71.60		\$50.99		\$21.76		\$239.39
Project Scheduler	\$69.81	\$1.19	\$71.00		\$53.50		\$38.10		\$16.26		\$178.85
Assistant Scheduler	\$52.96	\$0.90	\$53.86		\$40.58		\$28.90		\$12.33		\$135.68
113 Data Processing (IT)											
IT Manager	\$47.43	\$0.81	\$47.43		\$35.74		\$25.45		\$10.86		\$119.48
IT Technician	\$52.63	\$0.89	\$53.52		\$40.33		\$28.72		\$12.26		\$134.83
Sr. IT Technician	\$57.18	\$0.97	\$58.15		\$43.82		\$31.20		\$13.32		\$146.49
120 Finance											
Cost Control / Payment Analysis	\$75.19	\$1.28	\$76.47		\$57.62		\$41.03		\$17.51		\$192.63
Financial Manager	\$59.07	\$1.00	\$60.07		\$45.27		\$32.24		\$13.76		\$151.33
122 Operations											
Operations Manager	\$128.89	\$2.19	\$131.08		\$98.77		\$70.34		\$30.02		\$330.21
123 Safety											
Safety & Security Manager	\$75.19	\$1.28	\$76.47		\$57.62		\$41.03		\$17.51		\$192.63
Night Safety Manager	\$92.14	\$1.57	\$93.71		\$70.61		\$50.28		\$21.46		\$236.06

OVERHEAD (\$/HR) = RAW SALARY * OVERHEAD % 75.35%
 FRINGE (\$/HR) = RAW SALARY * FRINGE % 53.66%
 PROFIT (\$/HR) = (RAW SALARY + OVERHEAD + FRINGE)* PROFIT % 10%
 ABOVE COMPUTATIONS RESULT IN AN OVERALL MULTIPLIER OF: 2.52

Exhibit L
SALARY COSTS (Home Office)

Project No: RLI No. 20071014-0-AV-01A Date: 3/6/2018
 RFP No. N0923313P1
 Project Title: Terminal 4 CPM
 Facility Name: Ft. Lauderdale-Hollywood International Airport and Broward County Aviation Department
 Consultant: **Asset Builders LLC**

PAYROLL CLASSIFICATION / TITLE	MAX. RAW HOURLY SALARY (\$/HR)	CPI-W Increase 2018 1.7%	MAX. RAW HOURLY SALARY (\$/HR)	+	OVER-HEAD AT	+	FRINGE AT	+	PROFIT AT	=	MAXIMUM RATE (\$/HR)
					96.00%		35.00%		10.00%		
					(\$/HR)		(\$/HR)		(\$/HR)		
Principal	\$77.34	\$1.31	\$78.65		\$75.51		\$27.53		\$18.17		\$199.86
Project Administrator	\$25.79	\$0.44	\$26.23		\$25.18		\$9.18		\$6.06		\$66.65
Project Accountant	\$44.03	\$0.75	\$44.78		\$42.99		\$15.67		\$10.34		\$113.78
Cost Engineer/Budget Control	\$48.33	\$0.82	\$49.15		\$47.19		\$17.20		\$11.35		\$124.89
Estimator	\$51.55	\$0.88	\$52.43		\$50.33		\$18.35		\$12.11		\$133.22
VE/Constructability Coordinator	\$44.03	\$0.75	\$44.78		\$42.99		\$15.67		\$10.34		\$113.78
Claims Manager	\$39.74	\$0.68	\$40.42		\$38.80		\$14.15		\$9.34		\$102.70
Claims Avoidance Coordinator	\$39.74	\$0.68	\$40.42		\$38.80		\$14.15		\$9.34		\$102.70
Change Order Coordinator	\$39.74	\$0.68	\$40.42		\$38.80		\$14.15		\$9.34		\$102.70
Change/Claims Scheduler	\$39.74	\$0.68	\$40.42		\$38.80		\$14.15		\$9.34		\$102.70
Master Scheduler	\$49.41	\$0.84	\$50.25		\$48.24		\$17.59		\$11.61		\$127.69

OVERHEAD (\$/HR) = RAW SALARY * OVERHEAD % 96%
 FRINGE (\$/HR) = RAW SALARY * FRINGE % 35%
 PROFIT (\$/HR) = (RAW SALARY + OVERHEAD + FRINGE)* PROFIT % 10%
 ABOVE COMPUTATIONS RESULT IN AN OVERALL MULTIPLIER OF: 2.54

SALARY COSTS (Field Office)

PAYROLL CLASSIFICATION / TITLE	MAX. RAW HOURLY SALARY (\$/HR)	CPI-W Increase 2018 1.7%	MAX. RAW HOURLY SALARY (\$/HR)	+	OVER-HEAD AT	+	FRINGE AT	+	PROFIT AT	=	MAXIMUM RATE (\$/HR)
					65.00%		35.00%		10.00%		
					(\$/HR)		(\$/HR)		(\$/HR)		
Project Administrator	\$25.79	\$0.44	\$26.23		\$17.05		\$9.18		\$5.25		\$57.70
Safety Director	\$46.19	\$0.79	\$46.98		\$30.53		\$16.44		\$9.40		\$103.35
Security Coordinator	\$34.38	\$0.58	\$34.96		\$22.73		\$12.24		\$6.99		\$76.92
Resident Inspector - Airfield/Civil	\$44.57	\$0.76	\$45.33		\$29.46		\$15.86		\$9.07		\$99.72
Resident Inspector - MEP	\$44.57	\$0.76	\$45.33		\$29.46		\$15.86		\$9.07		\$99.72
Resident Inspector - BHS	\$44.57	\$0.76	\$45.33		\$29.46		\$15.86		\$9.07		\$99.72
Resident Inspector - Specialty Systems (IT/Security)	\$44.57	\$0.76	\$45.33		\$29.46		\$15.86		\$9.07		\$99.72
Resident Inspector - Structural	\$44.57	\$0.76	\$45.33		\$29.46		\$15.86		\$9.07		\$99.72
Resident Inspector - Arch/Finishes	\$44.57	\$0.76	\$45.33		\$29.46		\$15.86		\$9.07		\$99.72
T4 West - Night Inspector	\$44.57	\$0.76	\$45.33		\$29.46		\$15.86		\$9.07		\$99.72
Terminal Expansion Engineer	\$40.81	\$0.69	\$41.50		\$26.98		\$14.53		\$8.30		\$91.31
BHS Engineer	\$40.81	\$0.69	\$41.50		\$26.98		\$14.53		\$8.30		\$91.31
Apron/Utilities/Civil Engineer	\$40.81	\$0.69	\$41.50		\$26.98		\$14.53		\$8.30		\$91.31
PRINCIPAL	\$77.34	\$1.31	\$78.65		\$51.13		\$27.53		\$15.73		\$173.04
Document Control Supervisor	\$37.60	\$0.64	\$38.24		\$24.86		\$13.38		\$7.65		\$84.13
Document Control Clerk	\$26.85	\$0.46	\$27.31		\$17.75		\$9.56		\$5.46		\$60.07
QA Assistant Engineer	\$46.60	\$0.79	\$47.39		\$30.80		\$16.59		\$9.48		\$104.26
Office Engineer / MEP	\$40.26	\$0.68	\$40.94		\$26.61		\$14.33		\$8.19		\$90.08
Apron/Fuel/Utilities - Office Engineer	\$40.26	\$0.68	\$40.94		\$26.61		\$14.33		\$8.19		\$90.08
FIS Buildout/Airport Systems Office Engineer	\$41.30	\$0.70	\$42.00		\$27.30		\$14.70		\$8.40		\$92.40
Change Order Engineer	\$42.36	\$0.72	\$43.08		\$28.00		\$15.08		\$8.62		\$94.78
Permit Coordinator/Project Administrator	\$44.49	\$0.76	\$45.25		\$29.41		\$15.84		\$9.05		\$99.54
Night Safety Manager	\$44.49	\$0.76	\$45.25		\$29.41		\$15.84		\$9.05		\$99.54
Assistant Scheduler	\$40.26	\$0.68	\$40.94		\$26.61		\$14.33		\$8.19		\$90.08
T4 Shift Inspector	\$43.95	\$0.75	\$44.70		\$29.05		\$15.64		\$8.94		\$98.33
Apron/Civil - Civil Inspector	\$43.95	\$0.75	\$44.70		\$29.05		\$15.64		\$8.94		\$98.33
FIS/Airport Active Systems Inspector	\$47.13	\$0.80	\$47.93		\$31.16		\$16.78		\$9.59		\$105.45

OVERHEAD (\$/HR) = RAW SALARY * OVERHEAD % 65%
 FRINGE (\$/HR) = RAW SALARY * FRINGE % 35%
 PROFIT (\$/HR) = (RAW SALARY + OVERHEAD + FRINGE)* PROFIT % 10%
 ABOVE COMPUTATIONS RESULT IN AN OVERALL MULTIPLIER OF: 2.20

**Exhibit L
SALARY COSTS**

Project No: RLI No. 20071014-0-AV-01A **Date: 3/6/2018**
 RFP No. N0923313P1
 Project Title: Terminal 4 CPM
 Facility Name: Ft. Lauderdale-Hollywood International Airport and Broward County Aviation Department
 Consultant: **DeRose Design Consultants, Inc.**

PAYROLL CLASSIFICATION / TITLE	MAX. RAW HOURLY SALARY (\$/HR)	CPI-W Increase 2018 1.7%	MAX. RAW HOURLY SALARY (\$/HR)	+	OVER-HEAD AT	+	FRINGE AT	+	PROFIT AT	=	MAXIMUM RATE
					121.40%		37.54%		10.00%		(\$/HR)
					(\$/HR)		(\$/HR)		(\$/HR)		
Project Manager III	\$91.29	\$1.55	\$92.84		\$112.71		\$34.85		\$24.04		\$264.45
Project Manager	\$64.43	\$1.10	\$65.53		\$79.55		\$24.60		\$16.97		\$186.64
Engineer	\$48.33	\$0.82	\$49.15		\$59.67		\$18.45		\$12.73		\$140.00
Senior Engineer	\$59.07	\$1.00	\$60.07		\$72.93		\$22.55		\$15.56		\$171.11
Junior Engineer	\$26.85	\$0.46	\$27.31		\$33.15		\$10.25		\$7.07		\$77.78
Senior Designer	\$37.60	\$0.64	\$38.24		\$46.42		\$14.35		\$9.90		\$108.92
CADD Operator	\$22.55	\$0.38	\$22.93		\$27.84		\$8.61		\$5.94		\$65.32
Secretary	\$19.33	\$0.33	\$19.66		\$23.87		\$7.38		\$5.09		\$55.99

OVERHEAD (\$/HR) = RAW SALARY * OVERHEAD % 121.40%
 FRINGE (\$/HR) = RAW SALARY * FRINGE % 37.54%
 PROFIT (\$/HR) = (RAW SALARY + OVERHEAD + FRINGE)* PROFIT % 10%
 ABOVE COMPUTATIONS RESULT IN AN OVERALL MULTIPLIER OF: 2.85

Exhibit L
SALARY COSTS (Home Office)

Project No: RLI No. 20071014-0-AV-01A Date: 3/6/2018
 RFP No. N0923313P1
 Project Title: Terminal 4 CPM
 Facility Name: Ft. Lauderdale-Hollywood International Airport and Broward County Aviation Department
 Consultant: Keith & Associates, Inc.

PAYROLL CLASSIFICATION / TITLE	MAX. RAW HOURLY SALARY (\$/HR)	CPI-W Increase 2018 1.7%	MAX. RAW HOURLY SALARY (\$/HR)	OVER-HEAD AT		FRINGE AT		PROFIT AT		MAXIMUM RATE (\$/HR)
				89.82%		27.35%		12.00%		
				+	+	+	+	+	=	
Principal Project Manager	\$107.40	\$1.83	\$109.23		\$98.11		\$29.87		\$28.46	\$265.67
Sr. Project Manager	\$91.29	\$1.55	\$92.84		\$83.39		\$25.39		\$24.19	\$225.82
Assistant Project Manager	\$53.70	\$0.91	\$54.61		\$49.05		\$14.94		\$14.23	\$132.84
Project Engineer	\$42.97	\$0.73	\$43.70		\$39.25		\$11.95		\$11.39	\$106.29
Document Controls Admin	\$26.85	\$0.46	\$27.31		\$24.53		\$7.47		\$7.12	\$66.42
RPR Inspector	\$42.97	\$0.73	\$43.70		\$39.25		\$11.95		\$11.39	\$106.29
PRP Junior Inspector	\$32.22	\$0.55	\$32.77		\$29.43		\$8.96		\$8.54	\$79.70
Cost / Contracts Controls	\$37.60	\$0.64	\$38.24		\$34.35		\$10.46		\$9.97	\$93.01
Construction Admin	\$26.85	\$0.46	\$27.31		\$24.53		\$7.47		\$7.12	\$66.42
Professional Engineer (PE)	\$80.56	\$1.37	\$81.93		\$73.59		\$22.41		\$21.35	\$199.28
Professional Surveyor (PSM)	\$53.70	\$0.91	\$54.61		\$49.05		\$14.94		\$14.23	\$132.84
Surveyor I	\$30.07	\$0.51	\$30.58		\$27.47		\$8.36		\$7.97	\$74.38
Surveyor II	\$40.81	\$0.69	\$41.50		\$37.28		\$11.35		\$10.82	\$100.95
Technician	\$26.85	\$0.46	\$27.31		\$24.53		\$7.47		\$7.12	\$66.42
Survey Crew - 2 Man	\$43.22	\$0.73	\$43.95		\$39.48		\$12.02		\$11.45	\$106.91
Survey Crew - 3 Man	\$62.29	\$1.06	\$63.35		\$56.90		\$17.33		\$16.51	\$154.08
Survey Crew - 4 Man	\$80.56	\$1.37	\$81.93		\$73.59		\$22.41		\$21.35	\$199.28
Senior Permit Expeditor	\$64.43	\$1.10	\$65.53		\$58.85		\$17.92		\$17.08	\$159.38
Permit Expeditor	\$42.97	\$0.73	\$43.70		\$39.25		\$11.95		\$11.39	\$106.29
Senior Utility Coordinator	\$53.70	\$0.91	\$54.61		\$49.05		\$14.94		\$14.23	\$132.84
Utility Coordinator	\$32.22	\$0.55	\$32.77		\$29.43		\$8.96		\$8.54	\$79.70
Utility Technician	\$21.47	\$0.36	\$21.83		\$19.61		\$5.97		\$5.69	\$53.11
Engineer Planning	\$47.09	\$0.80	\$47.89		\$43.02		\$13.10		\$12.48	\$116.48
Subsurface Designation - 2 Man										\$215.44
Vacuum Excavations - 2 Man										\$269.30
Vacuum Excavations Pervious									Per Hole / Each	\$312.39
Vacuum Excavations Impervious									Per Hole / Each	\$473.97
Vacuum Excavations Pervious (Airsides)									Per Hole / Each	\$430.88
Vacuum Excavations Impervious (Airsides)									Per Hole / Each	\$592.46
Maintenance of Traffic (SUE)									Per Day	\$161.58

OVERHEAD (\$/HR) = RAW SALARY * OVERHEAD % 89.82%
 FRINGE (\$/HR) = RAW SALARY * FRINGE % 27.35%
 PROFIT (\$/HR) = (RAW SALARY + OVERHEAD + FRINGE) * PROFIT % 12%
 ABOVE COMPUTATIONS RESULT IN AN OVERALL MULTIPLIER OF: 2.43

OVERTIME

PAYROLL CLASSIFICATION / TITLE	MAX. RAW HOURLY SALARY (\$/HR)	CPI-W Increase 2018 1.7%	MAX. RAW HOURLY SALARY (\$/HR)	OVER-HEAD AT		FRINGE AT		PROFIT AT		MAXIMUM RATE (\$/HR)
				13.82%		8.65%		12.00%		
				+	+	+	+	+	=	
RPR Inspector	\$64.43	\$1.10	\$65.53		\$9.06		\$5.67		\$9.63	\$89.88
PRP Junior Inspector	\$48.33	\$0.82	\$49.15		\$6.79		\$4.25		\$7.22	\$67.42
Construction Admin	\$40.29	\$0.68	\$40.97		\$5.66		\$3.54		\$6.02	\$56.20
Document Controls Admin	\$40.29	\$0.68	\$40.97		\$5.66		\$3.54		\$6.02	\$56.20
Professional Surveyor (PSM)	\$80.56	\$1.37	\$81.93		\$11.32		\$7.09		\$12.04	\$112.38
Surveyor I	\$45.11	\$0.77	\$45.88		\$6.34		\$3.97		\$6.74	\$62.93
Surveyor II	\$61.22	\$1.04	\$62.26		\$8.60		\$5.39		\$9.15	\$85.40
Technician	\$40.29	\$0.68	\$40.97		\$5.66		\$3.54		\$6.02	\$56.20
Survey Crew - 2 Man	\$64.86	\$1.10	\$65.96		\$9.12		\$5.71		\$9.69	\$90.48
Survey Crew - 3 Man	\$93.44	\$1.59	\$95.03		\$13.13		\$8.22		\$13.97	\$130.35
Survey Crew - 4 Man	\$120.84	\$2.05	\$122.89		\$16.98		\$10.63		\$18.06	\$168.57

AUTHORIZED MAXIMUM OVERTIME RATE IS CALCULATED AS:
MAXIMUM OVERTIME SALARY = MAXIMUM RAW SALARY * 1.5
 OVERHEAD (\$/HR) = RAW SALARY * OVERHEAD % 13.82%
 FRINGE (\$/HR) = RAW SALARY * FRINGE % 8.65%
 PROFIT (\$/HR) = (RAW SALARY + OVERHEAD + FRINGE) * PROFIT % 12%
 ABOVE COMPUTATIONS RESULT IN AN OVERALL MULTIPLIER OF: 1.37

Exhibit L
SALARY COSTS (Field Office)

Project No: RLI No. 20071014-0-AV-01A Date: 3/6/2018
 RFP No. N0923313P1
 Project Title: Terminal 4 CPM
 Facility Name: Ft. Lauderdale-Hollywood International Airport and Broward County Aviation Department
 Consultant: Keith & Associates, Inc.

PAYROLL CLASSIFICATION / TITLE	MAX. RAW HOURLY SALARY (\$/HR)	CPI-W Increase 2018 1.7%	MAX. RAW HOURLY SALARY (\$/HR)	+	OVER-HEAD AT	+	FRINGE AT	+	PROFIT AT	=	MAXIMUM RATE (\$/HR)
					69.92%		27.35%		12.00%		
Sr. Project Manager	\$91.29	\$1.55	\$92.84		\$64.92		\$25.39		\$21.98		\$205.13
Project Controls Manager	\$91.29	\$1.55	\$92.84		\$64.92		\$25.39		\$21.98		\$205.13
Sr. Project Controls Manager	\$95.61	\$1.63	\$97.24		\$67.99		\$26.59		\$23.02		\$214.83
Master Scheduler	\$80.56	\$1.37	\$81.93		\$57.29		\$22.41		\$19.39		\$181.02
Sr. Master Scheduler	\$85.17	\$1.45	\$86.62		\$60.56		\$23.69		\$20.50		\$191.38
Project Manager	\$64.43	\$1.10	\$65.53		\$45.82		\$17.92		\$15.51		\$144.77
Construction Manager	\$59.07	\$1.00	\$60.07		\$42.00		\$16.43		\$14.22		\$132.73
Assistant Project Manager	\$53.70	\$0.91	\$54.61		\$38.19		\$14.94		\$12.93		\$120.66
Cx Electrical/Mechanical Engineer	\$61.73	\$1.05	\$62.78		\$43.90		\$17.17		\$14.86		\$138.71
Cx Mechanical/Electrical Intern	\$15.18	\$0.26	\$15.44		\$10.79		\$4.22		\$3.65		\$34.11
Project Engineer	\$42.97	\$0.73	\$43.70		\$30.56		\$11.95		\$10.34		\$96.55
Senior Scheduler	\$75.19	\$1.28	\$76.47		\$53.47		\$20.91		\$18.10		\$168.95
Scheduler	\$42.97	\$0.73	\$43.70		\$30.56		\$11.95		\$10.34		\$96.55
Senior Estimator	\$69.81	\$1.19	\$71.00		\$49.64		\$19.42		\$16.81		\$156.86
Estimator	\$42.97	\$0.73	\$43.70		\$30.56		\$11.95		\$10.34		\$96.55
Sr Document Controls	\$37.60	\$0.64	\$38.24		\$26.74		\$10.46		\$9.05		\$84.49
Document Controls Admin	\$26.85	\$0.46	\$27.31		\$19.09		\$7.47		\$6.46		\$60.33
Senior RPR	\$48.33	\$0.82	\$49.15		\$34.37		\$13.44		\$11.64		\$108.60
RPR Inspector	\$42.97	\$0.73	\$43.70		\$30.56		\$11.95		\$10.34		\$96.55
RPR Junior Inspector	\$32.22	\$0.55	\$32.77		\$22.91		\$8.96		\$7.76		\$72.40
T4 General Inspector	\$50.48	\$0.86	\$51.34		\$35.90		\$14.04		\$12.15		\$113.43
T4 Sr. General Inspector	\$55.31	\$0.94	\$56.25		\$39.33		\$15.38		\$13.32		\$124.28
Safety & Security Manager	\$48.33	\$0.82	\$49.15		\$34.37		\$13.44		\$11.64		\$108.60
Sr. Safety & Security Manager	\$53.82	\$0.91	\$54.73		\$38.27		\$14.97		\$12.96		\$120.93
Cost Control/Payment Analysis	\$37.60	\$0.64	\$38.24		\$26.74		\$10.46		\$9.05		\$84.49
Sr. Cost Control/Payment Analysis	\$39.46	\$0.67	\$40.13		\$28.06		\$10.98		\$9.50		\$88.67
Sen Construction Admin/ Sen.Project Admin	\$32.22	\$0.55	\$32.77		\$22.91		\$8.96		\$7.76		\$72.40
Construction Admin	\$26.85	\$0.46	\$27.31		\$19.09		\$7.47		\$6.46		\$60.33
QA Assistant Engineer	\$37.07	\$0.63	\$37.70		\$26.36		\$10.31		\$8.92		\$83.30
QA Assistant Engineer/Project Engineer	\$42.46	\$0.72	\$43.18		\$30.19		\$11.81		\$10.22		\$95.41
Quality Control Manager	\$37.07	\$0.63	\$37.70		\$26.36		\$10.31		\$8.92		\$83.30
Office Engineer / MEP	\$47.67	\$0.81	\$48.48		\$33.90		\$13.26		\$11.48		\$107.11
T4 Office Engineer	\$37.07	\$0.63	\$37.70		\$26.36		\$10.31		\$8.92		\$83.30
Apron/Fuel/Utilities - Office Engineer	\$47.67	\$0.81	\$48.48		\$33.90		\$13.26		\$11.48		\$107.11
FIS Buildout/Airport Systems Office Engineer	\$47.67	\$0.81	\$48.48		\$33.90		\$13.26		\$11.48		\$107.11
Change Order Engineer	\$42.36	\$0.72	\$43.08		\$30.12		\$11.78		\$10.20		\$95.18
Sr. Change Order Engineer	\$47.10	\$0.80	\$47.90		\$33.49		\$13.10		\$11.34		\$105.83
Permit Coordinator/Project Adinistrator	\$37.07	\$0.63	\$37.70		\$26.36		\$10.31		\$8.92		\$83.30
Assistant Scheduler	\$52.96	\$0.90	\$53.86		\$37.66		\$14.73		\$12.75		\$119.00
Night Safety Manager	\$47.71	\$0.81	\$48.52		\$33.93		\$13.27		\$11.49		\$107.20
Sr. Night Safety Manager	\$53.27	\$0.91	\$54.18		\$37.88		\$14.82		\$12.82		\$119.70
T4 Shift Inspector	\$45.54	\$0.77	\$46.31		\$32.38		\$12.67		\$10.96		\$102.33
T4 Sr. Shift Inspector	\$63.44	\$1.08	\$64.52		\$45.11		\$17.65		\$15.27		\$142.55
T4 Night Inspector	\$52.96	\$0.90	\$53.86		\$37.66		\$14.73		\$12.75		\$119.00
Apron/Civil - Civil Inspector	\$45.54	\$0.77	\$46.31		\$32.38		\$12.67		\$10.96		\$102.33
Sr. Apron/Civil - Civil Inspector	\$55.82	\$0.95	\$56.77		\$39.69		\$15.53		\$13.44		\$125.43
Sr. Civil Inspector	\$64.20	\$1.09	\$65.29		\$45.65		\$17.86		\$15.46		\$144.26
FIS Build Out/ Airport Active Systems Inspector	\$49.78	\$0.85	\$50.63		\$35.40		\$13.85		\$11.98		\$111.85

OVERHEAD (\$/HR) = RAW SALARY * OVERHEAD % 69.92%
 FRINGE (\$/HR) = RAW SALARY * FRINGE % 27.35%
 PROFIT (\$/HR) = (RAW SALARY + OVERHEAD + FRINGE) * PROFIT % 12%
 ABOVE COMPUTATIONS RESULT IN AN OVERALL MULTIPLIER OF: 2.21

Exhibit L
SALARY COSTS (Field Office)

Project No: RLI No. 20071014-0-AV-01A Date: 3/6/2018
 RFP No. N0923313P1
 Project Title: Terminal 4 CPM
 Facility Name: Ft. Lauderdale-Hollywood International Airport and Broward County Aviation Department
 Consultant: Keith & Associates, Inc.

OVERTIME

PAYROLL CLASSIFICATION / TITLE	MAX. RAW HOURLY SALARY (\$/HR)	CPI-W Increase 2018 1.7%	MAX. RAW HOURLY SALARY (\$/HR)	+	OVER-HEAD AT	+	FRINGE AT	+	PROFIT AT	=	MAXIMUM RATE (\$/HR)
					13.82%		8.65%		12.00%		
					(\$/HR)		(\$/HR)		(\$/HR)		
Senior RPR	\$72.51	\$1.23	\$73.74		\$10.19		\$6.38		\$10.84		\$101.15
RPR Inspector	\$64.43	\$1.10	\$65.53		\$9.06		\$5.67		\$9.63		\$89.88
RPR Junior Inspector	\$48.33	\$0.82	\$49.15		\$6.79		\$4.25		\$7.22		\$67.42
T4 General Inspector	\$75.72	\$1.29	\$77.01		\$10.64		\$6.66		\$11.32		\$105.63
T4 Sr. General Inspector	\$82.97	\$1.41	\$84.38		\$11.66		\$7.30		\$12.40		\$115.74
Safety & Security Manager	\$72.51	\$1.23	\$73.74		\$10.19		\$6.38		\$10.84		\$101.15
Sr. Safety & Security Manager	\$80.73	\$1.37	\$82.10		\$11.35		\$7.10		\$12.07		\$112.62
Sen Construction Admin/ Sen.Project Admin	\$48.33	\$0.82	\$49.15		\$6.79		\$4.25		\$7.22		\$67.42
Construction Admin	\$40.29	\$0.68	\$40.97		\$5.66		\$3.54		\$6.02		\$56.20
Sr Document Controls	\$56.39	\$0.96	\$57.35		\$7.93		\$4.96		\$8.43		\$78.66
Document Controls Admin	\$40.29	\$0.68	\$40.97		\$5.66		\$3.54		\$6.02		\$56.20
Cost/ Contracts/ Payment Controls	\$56.37	\$0.96	\$57.33		\$7.92		\$4.96		\$8.43		\$78.64
Sr. Cost Control/Payment Analysis	\$59.19	\$1.01	\$60.20		\$8.32		\$5.21		\$8.85		\$82.57
QA Assistant Engineer	\$55.61	\$0.95	\$56.56		\$7.82		\$4.89		\$8.31		\$77.57
QA Assistant Engineer/Project Engineer	\$63.69	\$1.08	\$64.77		\$8.95		\$5.60		\$9.52		\$88.85
Quality Control Manager	\$55.61	\$0.95	\$56.56		\$7.82		\$4.89		\$8.31		\$77.57
Office Engineer / MEP	\$71.50	\$1.22	\$72.72		\$10.05		\$6.29		\$10.69		\$99.74
T4 Office Engineer	\$55.61	\$0.95	\$56.56		\$7.82		\$4.89		\$8.31		\$77.57
Apron/Fuel/Utilities - Office Engineer	\$71.50	\$1.22	\$72.72		\$10.05		\$6.29		\$10.69		\$99.74
FIS Buildout/Airport Systems Office Engineer	\$71.50	\$1.22	\$72.72		\$10.05		\$6.29		\$10.69		\$99.74
Change Order Engineer	\$63.55	\$1.08	\$64.63		\$8.93		\$5.59		\$9.50		\$88.65
Sr. Change Order Engineer	\$70.65	\$1.20	\$71.85		\$9.93		\$6.22		\$10.56		\$98.56
Permit Coordinator/Project Administrator	\$55.61	\$0.95	\$56.56		\$7.82		\$4.89		\$8.31		\$77.57
Assistant Scheduler	\$79.44	\$1.35	\$80.79		\$11.17		\$6.99		\$11.87		\$110.82
Night Safety Manager	\$71.50	\$1.22	\$72.72		\$10.05		\$6.29		\$10.69		\$99.74
Sr. Night Safety Manager	\$79.91	\$1.36	\$81.27		\$11.23		\$7.03		\$11.94		\$111.47
T4 Shift Inspector	\$68.32	\$1.16	\$69.48		\$9.60		\$6.01		\$10.21		\$95.31
T4 Sr. Shift Inspector	\$95.16	\$1.62	\$96.78		\$13.37		\$8.37		\$14.22		\$132.75
T4 Night Inspector	\$79.44	\$1.35	\$80.79		\$11.17		\$6.99		\$11.87		\$110.82
Apron/Civil - Civil Inspector	\$68.32	\$1.16	\$69.48		\$9.60		\$6.01		\$10.21		\$95.31
Sr. Apron/Civil - Civil Inspector	\$83.73	\$1.42	\$85.15		\$11.77		\$7.37		\$12.51		\$116.80
Sr. Civil Inspector	\$96.30	\$1.64	\$97.94		\$13.53		\$8.47		\$14.39		\$134.34
FIS Build Out/ Airport Active Systems Inspector	\$74.68	\$1.27	\$75.95		\$10.50		\$6.57		\$11.16		\$104.18

AUTHORIZED MAXIMUM OVERTIME RATE IS CALCULATED AS:
MAXIMUM OVERTIME SALARY = MAXIMUM RAW SALARY * 1.5
 OVERHEAD (\$/HR) = RAW SALARY * OVERHEAD % 13.82%
 FRINGE (\$/HR) = RAW SALARY * FRINGE % 8.65%
 PROFIT (\$/HR) = (RAW SALARY + OVERHEAD + FRINGE) * PROFIT % 12%
 ABOVE COMPUTATIONS RESULT IN AN OVERALL MULTIPLIER OF: 1.37

Exhibit L
SALARY COSTS (Home Office)

Project No: RLI No. 20071014-0-AV-01A Date: 3/6/2018
 RFP No. N0923313P1
 Project Title: Terminal 4 CPM
 Facility Name: Ft. Lauderdale-Hollywood International Airport and Broward County Aviation Department
 Consultant: NV5, Inc.

PAYROLL CLASSIFICATION / TITLE	MAX. RAW HOURLY SALARY (\$/HR)	CPI-W Increase 2018 1.7%	MAX. RAW HOURLY SALARY (\$/HR)	+	OVER-HEAD AT	+	FRINGE AT	+	PROFIT AT	=	MAXIMUM RATE
					140.46%		31.36%		10.00%		(\$/HR)
					(\$/HR)		(\$/HR)		(\$/HR)		(\$/HR)
Principal	\$107.40	\$1.83	\$109.23		\$153.42		\$34.25		\$29.69		\$326.59
Senior Project Manager/QA Manager	\$80.56	\$1.37	\$81.93		\$115.08		\$25.69		\$22.27		\$244.97
Professional Engineer	\$69.81	\$1.19	\$71.00		\$99.72		\$22.26		\$19.30		\$212.28
Chief Engineer	\$80.56	\$1.37	\$81.93		\$115.08		\$25.69		\$22.27		\$244.97
Structural/Architectural/MEP Inspector	\$64.43	\$1.10	\$65.53		\$92.04		\$20.55		\$17.81		\$195.92
Quality Control Manager	\$53.70	\$0.91	\$54.61		\$76.71		\$17.13		\$14.84		\$163.29
Sr. Construction Admin	\$26.85	\$0.46	\$27.31		\$38.35		\$8.56		\$7.42		\$81.65
Aggregate Field Technician	\$22.55	\$0.38	\$22.93		\$32.21		\$7.19		\$6.23		\$68.57
LBR Technician	\$26.85	\$0.46	\$27.31		\$38.35		\$8.56		\$7.42		\$81.65
Earthwork Inspector Level I	\$22.55	\$0.38	\$22.93		\$32.21		\$7.19		\$6.23		\$68.57
Earthwork Inspector Level II	\$26.85	\$0.46	\$27.31		\$38.35		\$8.56		\$7.42		\$81.65
Asphalt Plant Level I	\$26.85	\$0.46	\$27.31		\$38.35		\$8.56		\$7.42		\$81.65
Asphalt Plant Level II	\$26.85	\$0.46	\$27.31		\$38.35		\$8.56		\$7.42		\$81.65
Asphalt Paving Level I	\$26.85	\$0.46	\$27.31		\$38.35		\$8.56		\$7.42		\$81.65
Asphalt Paving Level II	\$30.07	\$0.51	\$30.58		\$42.95		\$9.59		\$8.31		\$91.44
Concrete Field Technician Level I	\$23.63	\$0.40	\$24.03		\$33.75		\$7.54		\$6.53		\$71.86
Concrete Lab. Technician Level I	\$23.63	\$0.40	\$24.03		\$33.75		\$7.54		\$6.53		\$71.86
Clerical/Administrative Assistant	\$26.85	\$0.46	\$27.31		\$38.35		\$8.56		\$7.42		\$81.65
Technician	\$19.33	\$0.33	\$19.66		\$27.61		\$6.16		\$5.34		\$58.78
ACI Level I Technician	\$22.55	\$0.38	\$22.93		\$32.21		\$7.19		\$6.23		\$68.57
AWS/CWI Inspector	\$30.07	\$0.51	\$30.58		\$42.95		\$9.59		\$8.31		\$91.44
Radiology Technician	\$34.38	\$0.58	\$34.96		\$49.11		\$10.96		\$9.50		\$104.54
Ultrasonic/Magpartical Technician	\$30.07	\$0.51	\$30.58		\$42.95		\$9.59		\$8.31		\$91.44
Senior NDT Technician	\$37.60	\$0.64	\$38.24		\$53.71		\$11.99		\$10.39		\$114.34

OVERHEAD (\$/HR) = RAW SALARY * OVERHEAD % 140.46%
 FRINGE (\$/HR) = RAW SALARY * FRINGE % 31.36%
 PROFIT (\$/HR) = (RAW SALARY + OVERHEAD + FRINGE)* PROFIT % 10%
 ABOVE COMPUTATIONS RESULT IN AN OVERALL MULTIPLIER OF: 2.99

OVERTIME

PAYROLL CLASSIFICATION / TITLE	MAX. RAW HOURLY SALARY (\$/HR)	CPI-W Increase 2018 1.7%	MAX. RAW HOURLY SALARY (\$/HR)	+	OVER-HEAD AT	+	FRINGE AT	+	PROFIT AT	=	MAXIMUM RATE
					113.65%		14.33%		10.00%		(\$/HR)
					(\$/HR)		(\$/HR)		(\$/HR)		(\$/HR)
Aggregate Field Technician	\$33.83	\$0.58	\$34.41		\$39.10		\$4.93		\$7.84		\$86.28
LBR Technician	\$40.29	\$0.68	\$40.97		\$46.57		\$5.87		\$9.34		\$102.76
Earthwork Inspector Level I	\$33.83	\$0.58	\$34.41		\$39.10		\$4.93		\$7.84		\$86.28
Earthwork Inspector Level II	\$40.29	\$0.68	\$40.97		\$46.57		\$5.87		\$9.34		\$102.76
Asphalt Plant Level I	\$40.29	\$0.68	\$40.97		\$46.57		\$5.87		\$9.34		\$102.76
Asphalt Plant Level II	\$45.11	\$0.77	\$45.88		\$52.14		\$6.57		\$10.46		\$115.05
Asphalt Paving Level I	\$40.29	\$0.68	\$40.97		\$46.57		\$5.87		\$9.34		\$102.76
Asphalt Paving Level II	\$45.11	\$0.77	\$45.88		\$52.14		\$6.57		\$10.46		\$115.05
Concrete Field Technician Level I	\$35.44	\$0.60	\$36.04		\$40.96		\$5.16		\$8.22		\$90.39
Concrete Lab. Technician Level I	\$35.44	\$0.60	\$36.04		\$40.96		\$5.16		\$8.22		\$90.39
Clerical/Administrative Assistant	\$40.29	\$0.68	\$40.97		\$46.57		\$5.87		\$9.34		\$102.76
Technician	\$29.00	\$0.49	\$29.49		\$33.52		\$4.23		\$6.72		\$73.96
ACI Level I Technician	\$33.83	\$0.58	\$34.41		\$39.10		\$4.93		\$7.84		\$86.28
AWS/CWI Inspector	\$45.11	\$0.77	\$45.88		\$52.14		\$6.57		\$10.46		\$115.05
Radiology Technician	\$51.55	\$0.88	\$52.43		\$59.58		\$7.51		\$11.95		\$131.47
Ultrasonic/Magpartical Technician	\$45.11	\$0.77	\$45.88		\$52.14		\$6.57		\$10.46		\$115.05
Senior NDT Technician	\$56.39	\$0.96	\$57.35		\$65.18		\$8.22		\$13.07		\$143.82

AUTHORIZED MAXIMUM OVERTIME RATE IS CALCULATED AS:
MAXIMUM OVERTIME SALARY = MAXIMUM RAW SALARY * 1.5
 OVERHEAD (\$/HR) = RAW SALARY * OVERHEAD % 113.65%
 FRINGE (\$/HR) = RAW SALARY * FRINGE % 14.33%
 PROFIT (\$/HR) = (RAW SALARY + OVERHEAD + FRINGE)* PROFIT % 10%
 ABOVE COMPUTATIONS RESULT IN AN OVERALL MULTIPLIER OF: 2.51

Exhibit L
SALARY COSTS (Field Office)

Project No:	RLI No. 20071014-0-AV-01A	Date: 3/6/2018
	RFP No. N0923313P1	
Project Title:	Terminal 4 CPM	
Facility Name:	Ft. Lauderdale-Hollywood International Airport and Broward County Aviation Department	
Consultant:	NV5, Inc.	

PAYROLL CLASSIFICATION / TITLE	MAX. RAW HOURLY SALARY (\$/HR)	CPI-W Increase 2018 1.7%	MAX. RAW HOURLY SALARY (\$/HR)	+	OVER-HEAD AT	+	FRINGE AT	+	PROFIT AT	=	MAXIMUM RATE
					117.79%		30.26%		10.00%		
					(\$/HR)		(\$/HR)		(\$/HR)		
Structural/Architectural/MEP Inspector	\$63.55	\$1.08	\$64.63	+	\$76.13	+	\$19.56	+	\$16.03	=	\$176.35
Quality Control Manager	\$52.96	\$0.90	\$53.86		\$63.44		\$16.30		\$13.36		\$146.96
Sr. Construction Admin	\$26.47	\$0.45	\$26.92		\$31.71		\$8.15		\$6.68		\$73.45
Aggregate Field Technician	\$22.24	\$0.38	\$22.62		\$26.64		\$6.84		\$5.61		\$61.71
LBR Technician	\$26.47	\$0.45	\$26.92		\$31.71		\$8.15		\$6.68		\$73.45
Earthwork Inspector Level I	\$22.24	\$0.38	\$22.62		\$26.64		\$6.84		\$5.61		\$61.71
Earthwork Inspector Level II	\$26.47	\$0.45	\$26.92		\$31.71		\$8.15		\$6.68		\$73.45
Asphalt Plant Level I	\$26.47	\$0.45	\$26.92		\$31.71		\$8.15		\$6.68		\$73.45
Asphalt Plant Level II	\$29.65	\$0.50	\$30.15		\$35.52		\$9.12		\$7.48		\$82.28
Asphalt Paving Level I	\$26.47	\$0.45	\$26.92		\$31.71		\$8.15		\$6.68		\$73.45
Asphalt Paving Level II	\$29.65	\$0.50	\$30.15		\$35.52		\$9.12		\$7.48		\$82.28
Concrete Field Technician Level I	\$23.30	\$0.40	\$23.70		\$27.91		\$7.17		\$5.88		\$64.66
Clerical/Administrative Assistant	\$26.47	\$0.45	\$26.92		\$31.71		\$8.15		\$6.68		\$73.45
Technician	\$19.07	\$0.32	\$19.39		\$22.84		\$5.87		\$4.81		\$52.92
ACI Level I Technician	\$22.24	\$0.38	\$22.62		\$26.64		\$6.84		\$5.61		\$61.71

OVERHEAD (\$/HR) = RAW SALARY * OVERHEAD % 117.79%
 FRINGE (\$/HR) = RAW SALARY * FRINGE % 30.26%
 PROFIT (\$/HR) = (RAW SALARY + OVERHEAD + FRINGE) * PROFIT % 10%
 ABOVE COMPUTATIONS RESULT IN AN OVERALL MULTIPLIER OF: 2.73

OVERTIME

PAYROLL CLASSIFICATION / TITLE	MAX. RAW HOURLY SALARY (\$/HR)	CPI-W Increase 2018 1.7%	MAX. RAW HOURLY SALARY (\$/HR)	+	OVER-HEAD AT	+	FRINGE AT	+	PROFIT AT	=	MAXIMUM RATE
					95.41%		13.62%		10.00%		
					(\$/HR)		(\$/HR)		(\$/HR)		
Aggregate Field Technician	\$33.90	\$0.58	\$34.48	+	\$32.89	+	\$4.70	+	\$7.21	=	\$79.27
LBR Technician	\$40.36	\$0.69	\$41.05		\$39.16		\$5.59		\$8.58		\$94.38
Earthwork Inspector Level I	\$33.90	\$0.58	\$34.48		\$32.89		\$4.70		\$7.21		\$79.27
Earthwork Inspector Level II	\$40.36	\$0.69	\$41.05		\$39.16		\$5.59		\$8.58		\$94.38
Asphalt Plant Level I	\$40.36	\$0.69	\$41.05		\$39.16		\$5.59		\$8.58		\$94.38
Asphalt Plant Level II	\$45.21	\$0.77	\$45.98		\$43.87		\$6.26		\$9.61		\$105.72
Asphalt Paving Level I	\$40.36	\$0.69	\$41.05		\$39.16		\$5.59		\$8.58		\$94.38
Asphalt Paving Level II	\$45.21	\$0.77	\$45.98		\$43.87		\$6.26		\$9.61		\$105.72
Concrete Field Technician Level I	\$35.50	\$0.60	\$36.10		\$34.45		\$4.92		\$7.55		\$83.01
Clerical/Administrative Assistant	\$40.36	\$0.69	\$41.05		\$39.16		\$5.59		\$8.58		\$94.38
Technician	\$29.05	\$0.49	\$29.54		\$28.19		\$4.02		\$6.18		\$67.93
ACI Level I Technician	\$33.90	\$0.58	\$34.48		\$32.89		\$4.70		\$7.21		\$79.27

AUTHORIZED MAXIMUM OVERTIME RATE IS CALCULATED AS:
MAXIMUM OVERTIME SALARY = MAXIMUM RAW SALARY * 1.5
 OVERHEAD (\$/HR) = RAW SALARY * OVERHEAD % 95.41%
 FRINGE (\$/HR) = RAW SALARY * FRINGE % 13.62%
 PROFIT (\$/HR) = (RAW SALARY + OVERHEAD + FRINGE) * PROFIT % 10%
 ABOVE COMPUTATIONS RESULT IN AN OVERALL MULTIPLIER OF: 2.30

EXHIBIT M

Key and Core Staff

<u>Position</u>	<u>Name</u>	<u>Payroll Classification / Title</u>	<u>Key / Core</u>
CPM Director / Construction Manager	Margaret Simone	Management	Key
Principal Project Manager	Mark Alles	Management	Key
Principal Project Manager	Dodie Keith	Management	Key
Project Controls Manager (Sr.)	Dwayne Vaughn	Management	Key
Project Manager - T4 West	Thaddeus Smith	Management	Core
Sr. Project Manager - Apron, Fuel, Utils	Randy Cline	Management	Core
T4 General Inspector	John Diaz	Inspection	Core

10/09/2018

EXHIBIT N

Project Staffing Matrix		Total Man Months Construction Phase	Company Staffing Position	Staff Names	Total Estimated Staff Cost
EAST					
CPM Principal Project Manager		1.30	TCCO	Jay Fraser/M. Alles	\$64,459
Principal Project Manager		1.00	Keith	Dodie Keith	\$43,469
Preconstruction Management					
Precon Manager		0.00	TCCO	TBD	\$0
Chief Estimator		0.00	TCCO	Robert Burbink	\$0
Sr. Estimator		0.00	TCCO	Richard Leftwich	\$0
Estimator		0.00	TCCO	Feitsma/Hauser	\$0
Sr. Estimator		24.00	TCCO	Sean Bowers	\$595,043
Asst. Estimator		0.00	TCCO	Sharnie Earle	\$0
Mech. Estimator		0.00	TCCO	Craig Brumley	\$0
Electrical Estimator		0.00	TCCO	Jaworski/Warlick	\$0
Structural Estimator		0.00	TCCO	Tom Corner	\$0
Project Management					
T4 - PM		21.00	TCCO	Thad Smith	\$703,908
Senior Project Manager - Civil		14.80	TCCO	Randy Cline	\$623,626
Asst. Project Manager		24.00	TCCO	Brian Jones	\$639,755
QAMT Manager		19.00	TCCO	Mike Elias	\$459,075
QAMT Asst Eng/ Permits		0.00	Keith	Gina Humphrey	\$0
Vertical V - QAMT Field Testing					
Principal in Charge/Chief Engineer			Vertical V		\$607,410
Administrative			Vertical V		\$25,348
Sr. Project Manager/QA Manager			Vertical V		\$508,532
Professional Engineer			Vertical V		\$257,103
Quality Control Manager			Keith		\$299,056
Technician			Vertical V		\$32,378
Earthwork Inspector / Pile Driving Inspector			Vertical V		\$36,761
Project Controls Mngr					
T4 Office Engineer		24.00	Keith	Dwayne Vaughn	\$844,280
T4 Sr. Office Engineer		0.00	TCCO	Ray Davis	\$0
Office Engineer		7.00	TCCO	Ray Davis	\$252,939
Office Engineer		24.00	TCCO	Lyn Maniaci	\$676,309
Office Engineer		0.00	TCCO	Mike Elias	\$0
Office Engineer/MEP			TCCO	TBD	
Apron/Fuel/Utilities - Office Engineer		9.00	Asset	Dayne McDonald	\$136,302
FIS Buildout/Active Systems Office Engineer		19.00	Keith	Gina Humphrey	\$315,429
Estimating					
Lead Estimator		15.00	TCCO	Ryan Reznichek	\$398,356
Change Order Engineer		23.00	Keith	Katerina Mundy	\$376,427
Cost Control					
Cost Control/Payment Analysis		21.75	Keith	Esra Osman	\$315,761
Cost Control/Payment Analysis		5.75	TCCO	Annette Reid	\$108,191
Document Control					
Doc Control Supervisor		11.00	Asset	Dawn Treco	\$105,523
IT Technician					
Sr. IT Technician		0.00	TCCO	Hector Rodriguez	\$0
		2.30	TCCO	Hector Rodriguez	\$50,782
CPM Project Director/Construction Manager		16.50	TCCO	Margaret Simone	\$748,482
Safety & Security					
Safety & Security Manager		0.00			
Safety & Security Manager		21.00	Keith	Jason Goltzman	\$315,737
Civil Safety/Night safety		13.00	Keith	Rafael Gonzalez	\$218,689
Scheduling					
Master Scheduler		21.00	Keith	Steve ZurSchmiede	\$653,581
Assistant Scheduler		5.00	Keith	Manny Kuang	\$75,013
Resident Inspectors					
T4 MEP Inspector		8.00	TCCO	Greg Mahunik	\$277,027
T4 General Inspector		21.00	TCCO	John Diaz	\$678,715
General Inspector		0.00	TCCO		\$0
General Inspector/ Systems Support		7.00	Keith	Isaac Rosario-Sant	\$123,631
T4 Night Inspector		5.00	Asset	Peter Codrington	\$80,292
T4 Shift Inspector		21.00	Keith	Oswald Hutchinsor	\$355,726
T4 Sr. Shift Inspector		8.00	Keith	Brian Moran	\$170,726
Apron/Civil - Civil Inspector		14.50	Keith	Morris Smith	\$269,311
Sr. Civil Inspector		5.70	Keith	Jon Weymouth	\$134,633
FIS/Airport Active Systems Inspector		3.50	TCCO	Stephen Padover	\$117,832
BHS Resident Inspector		14.50	TCCO	Stephen Padover	In Task 7
Administration					
Sr. Project Administrator		24.00	TCCO	Paula Toft-Nielsen	\$322,551
Engineer Planning			Keith	TBD	
WARRANTY INSPECTIONS:		0.00	TCCO	TBD	\$0
full time equivalents		475.6	MM		\$11,858,986
					\$38,352,515
					\$50,211,501

NOTE: It is understood and agreed that there shall be no "line item" guarantees within the individual line items above. It is understood that savings within individual line items may be used to offset overruns in other line items. It is also understood that approval to add additional staff or move individual line item savings will require prior CA approval.

TURNER CONSTRUCTION COMPANY
PROJECT NAME: CPM - Terminal 4 Gate Expansion RFP No. N022313P1
PURCHASE ORDER NO.: SC400 AVC02112'36
ESTIMATED STAFF COST: T4 Gate Replacement
LOCATION: Fort Lauderdale, FL 10/09/2018

Project Staffing Matrix	2018				2019				2020				2021				2022				Total Staff Count	Total Estimated Staff Cost							
	Mar	Apr	May	Jun	Jul	Aug	Sep	Oct	Nov	Dec	Jan	Feb	Mar	Apr	May	Jun	Jul	Aug	Sept	Oct			Nov	Dec					
CPM Principal Project Manager	0.2	0.2	0.2	0.2	0.1	0.1	0.1	0.1	0.1	0.1	0.1	0.1	0.1	0.1	0.1	0.1	0.1	0.1	0.1	0.1	0.1	0.1	1.30	\$64,450					
Principal Project Manager		0.1			0.1																		1.00	\$43,468					
Preconstruction Management																													
Prison Manager																							0.00	\$0					
Chief Estimator																							0.00	\$0					
Sr. Estimator																							0.00	\$0					
Estimator	1.0	1.0	1.0	1.0	1.0	1.0	1.0	1.0	1.0	1.0	1.0	1.0	1.0	1.0	1.0	1.0	1.0	1.0	1.0	1.0	1.0	1.0	24.00	\$99,042					
Asst. Estimator																							0.00	\$0					
Mech. Estimator																							0.00	\$0					
Electrical Estimator																							0.00	\$0					
Structural Estimator																							0.00	\$0					
Project Management																													
T4 - PM	1.0	1.0	1.0	1.0	1.0	1.0	1.0	1.0	1.0	1.0	1.0	1.0	1.0	1.0	1.0	1.0	1.0	1.0	1.0	1.0	1.0	1.0	21.00	\$703,908					
Senior Project Manager - Civil	1.0	1.0	1.0	1.0	1.0	1.0	1.0	1.0	1.0	1.0	1.0	1.0	1.0	1.0	1.0	1.0	1.0	1.0	1.0	1.0	1.0	1.0	14.80	\$623,626					
Asst. Project Manager	1.0	1.0	1.0	1.0	1.0	1.0	1.0	1.0	1.0	1.0	1.0	1.0	1.0	1.0	1.0	1.0	1.0	1.0	1.0	1.0	1.0	1.0	24.00	\$259,755					
QA/MT Manager	1.0	1.0	1.0	1.0	1.0	1.0	1.0	1.0	1.0	1.0	1.0	1.0	1.0	1.0	1.0	1.0	1.0	1.0	1.0	1.0	1.0	1.0	19.00	\$459,075					
QA/MT Asst Engr/Permits																							0.00	\$0					
Vertical V - QA/MT Field Testing																							5607,410						
Principal in Charge/Chief Engineer																							525,348						
Administrative																							5508,532						
Sr. Project Manager/DA Manager																							5257,103						
Professional Engineer																							\$299,056						
Quality Control Manager																							\$32,378						
Technician																							\$36,761						
Estimate Inspector / Pile Driving Inspector																													
Project Controls Mgr	1.0	1.0	1.0	1.0	1.0	1.0	1.0	1.0	1.0	1.0	1.0	1.0	1.0	1.0	1.0	1.0	1.0	1.0	1.0	1.0	1.0	1.0	24.00	\$844,680					
T4 Office Engineer																							0.00	\$0					
T4 Sr. Office Engineer	1.0	1.0	1.0	1.0	1.0	1.0	1.0	1.0	1.0	1.0	1.0	1.0	1.0	1.0	1.0	1.0	1.0	1.0	1.0	1.0	1.0	1.0	7.00	\$252,939					
Office Engineer	1.0	1.0	1.0	1.0	1.0	1.0	1.0	1.0	1.0	1.0	1.0	1.0	1.0	1.0	1.0	1.0	1.0	1.0	1.0	1.0	1.0	1.0	24.00	\$676,500					
Office Engineer																							0.00	\$0					
Office Engineer/MEP	1.0	1.0	1.0	1.0	1.0	1.0	1.0	1.0	1.0	1.0	1.0	1.0	1.0	1.0	1.0	1.0	1.0	1.0	1.0	1.0	1.0	1.0	9.00	\$136,302					
Apprentices/Office Engineer	1.0	1.0	1.0	1.0	1.0	1.0	1.0	1.0	1.0	1.0	1.0	1.0	1.0	1.0	1.0	1.0	1.0	1.0	1.0	1.0	1.0	1.0	19.00	\$315,429					
PIS Subcontractive Systems Office Engineer																													
Estimating	1.0	1.0	1.0	1.0	1.0	1.0	1.0	1.0	1.0	1.0	1.0	1.0	1.0	1.0	1.0	1.0	1.0	1.0	1.0	1.0	1.0	1.0	15.00	\$398,356					
Lead Estimator	1.0	1.0	1.0	1.0	1.0	1.0	1.0	1.0	1.0	1.0	1.0	1.0	1.0	1.0	1.0	1.0	1.0	1.0	1.0	1.0	1.0	1.0	23.00	\$376,427					
Change Order Engineer																													
Cost Control	1.0	1.0	1.0	1.0	1.0	1.0	1.0	1.0	1.0	1.0	1.0	1.0	1.0	1.0	1.0	1.0	1.0	1.0	1.0	1.0	1.0	1.0	21.75	\$315,761					
Cost Control/Payment Analysis	0.33	0.33	0.33	0.33	0.25	0.25	0.25	0.25	0.25	0.25	0.25	0.25	0.25	0.25	0.25	0.25	0.25	0.25	0.25	0.25	0.25	0.25	5.75	\$106,191					
Cost Control/Payment Analysis																													
Document Control	1.0	1.0	1.0	1.0	1.0	1.0	1.0	1.0	1.0	1.0	1.0	1.0	1.0	1.0	1.0	1.0	1.0	1.0	1.0	1.0	1.0	1.0	11.00	\$168,523					
Doc Control Supervisor																													
IT Technician	0.1	0.1	0.1	0.1	0.1	0.1	0.1	0.1	0.1	0.1	0.1	0.1	0.1	0.1	0.1	0.1	0.1	0.1	0.1	0.1	0.1	0.1	0.00	\$0					
Sr. Technician	0.75	0.75	0.75	0.75	0.75	0.75	0.75	0.75	0.75	0.75	0.75	0.75	0.75	0.75	0.75	0.75	0.75	0.75	0.75	0.75	0.75	0.75	2.30	\$50,792					
CPM Project Director/Construction Manager	1.0	1.0	1.0	1.0	1.0	1.0	1.0	1.0	1.0	1.0	1.0	1.0	1.0	1.0	1.0	1.0	1.0	1.0	1.0	1.0	1.0	1.0	16.50	\$748,482					
Safety & Security	1.0	1.0	1.0	1.0	1.0	1.0	1.0	1.0	1.0	1.0	1.0	1.0	1.0	1.0	1.0	1.0	1.0	1.0	1.0	1.0	1.0	1.0	0.00	\$0					
Safety & Security Manager	1.0	1.0	1.0	1.0	1.0	1.0	1.0	1.0	1.0	1.0	1.0	1.0	1.0	1.0	1.0	1.0	1.0	1.0	1.0	1.0	1.0	1.0	21.00	\$315,737					
Civil Safety/Night Safety	1.0	1.0	1.0	1.0	1.0	1.0	1.0	1.0	1.0	1.0	1.0	1.0	1.0	1.0	1.0	1.0	1.0	1.0	1.0	1.0	1.0	1.0	13.00	\$218,689					
Scheduling	1.0	1.0	1.0	1.0	1.0	1.0	1.0	1.0	1.0	1.0	1.0	1.0	1.0	1.0	1.0	1.0	1.0	1.0	1.0	1.0	1.0	1.0	21.00	\$653,581					
Master Scheduler	0.5	0.5	0.5	0.5	0.5	0.5	0.5	0.5	0.5	0.5	0.5	0.5	0.5	0.5	0.5	0.5	0.5	0.5	0.5	0.5	0.5	0.5	5.00	\$75,013					
Assistant Scheduler	1.0	1.0	1.0	1.0	1.0	1.0	1.0	1.0	1.0	1.0	1.0	1.0	1.0	1.0	1.0	1.0	1.0	1.0	1.0	1.0	1.0	1.0	8.00	\$277,827					
Resident Inspectors	1.0	1.0	1.0	1.0	1.0	1.0	1.0	1.0	1.0	1.0	1.0	1.0	1.0	1.0	1.0	1.0	1.0	1.0	1.0	1.0	1.0	1.0	21.00	\$674,715					
T4 MEP Inspector	1.0	1.0	1.0	1.0	1.0	1.0	1.0	1.0	1.0	1.0	1.0	1.0	1.0	1.0	1.0	1.0	1.0	1.0	1.0	1.0	1.0	1.0	0.00	\$0					
T4 General Inspector	1.0	1.0	1.0	1.0	1.0	1.0	1.0	1.0	1.0	1.0	1.0	1.0	1.0	1.0	1.0	1.0	1.0	1.0	1.0	1.0	1.0	1.0	7.00	\$123,631					
General Inspector	1.0	1.0	1.0	1.0	1.0	1.0	1.0	1.0	1.0	1.0	1.0	1.0	1.0	1.0	1.0	1.0	1.0	1.0	1.0	1.0	1.0	1.0	5.00	\$85,292					
General Inspector/Systems Support	1.0	1.0	1.0	1.0	1.0	1.0	1.0	1.0	1.0	1.0	1.0	1.0	1.0	1.0	1.0	1.0	1.0	1.0	1.0	1.0	1.0	1.0	21.00	\$352,726					
T4 Shift Inspector	1.0	1.0	1.0	1.0	1.0	1.0	1.0	1.0	1.0	1.0	1.0	1.0	1.0	1.0	1.0	1.0	1.0	1.0	1.0	1.0	1.0	1.0	8.00	\$170,726					
T4 Sr. Shift Inspector	1.0	1.0	1.0	1.0	1.0	1.0	1.0	1.0	1.0	1.0	1.0	1.0	1.0	1.0	1.0	1.0	1.0	1.0	1.0	1.0	1.0	1.0	14.50	\$265,311					
Apprentice/Civil Inspector	1.0	1.0	1.0	1.0	1.0	1.0	1.0	1.0	1.0	1.0	1.0	1.0	1.0	1.0	1.0	1.0	1.0	1.0	1.0	1.0	1.0	1.0	5.70	\$154,633					
Sr. Civil Inspector	0.75	0.75	0.75	0.75	0.75	0.75	0.75	0.75	0.75	0.75	0.75	0.75	0.75	0.75	0.75	0.75	0.75	0.75	0.75	0.75	0.75	0.75	3.50	\$117,882					
PIS/Support Active Systems Inspector	0.25	0.25	0.25	0.25	0.25	0.25	0.25	0.25	0.25	0.25	0.25	0.25	0.25	0.25	0.25	0.25	0.25	0.25	0.25	0.25	0.25	0.25	14.50	\$11,138					
BHS Resident Inspector																													
Administration	1.0	1.0	1.0	1.0	1.0	1.0	1.0	1.0	1.0	1.0	1.0	1.0	1.0	1.0	1.0	1.0	1.0	1.0	1.0	1.0	1.0	1.0	24.00	\$322,551					
Sr. Project Administrator																													
Engineer Planning																													
WARRANTY INSPECTIONS:	29.88	29.98	28.88	28.88	28.80	28.60	28.20	28.10	28.10	27.00	27.20	25.00	23.10	22.10	21.60	20.10	20.30	18.20	18.30	17.30	16.20	16.20	14.20	12.10	12.30	8.30	8.30	475.6	\$1