

**REQUESTED SUPPORT**

Special Olympics serves over 6,100 athletes in Broward County with Intellectual Disabilities such as Down Syndrome, the entire Autism spectrum, Cerebral Palsy and more.

Our organization is requesting financial support for local transportation and out-of-county transportation in order to successfully provide year-round sports training and competitions services.

**\*\*Transportation needed for up to 1,172 Athletes**

<b>Total In-County Travel Costs VIA TAXI</b>	<b>\$ 1,035,614.36</b>
<b>Personnel Cost - County Liason for Special Olympics Admin/Travel Coordinator</b>	<b>\$54,487.00</b>
<b>Total Out-Of County Travel Costs</b>	<b>\$83,421.00</b>
<b>TOTAL PER YEAR</b>	<b>\$ 1,090,101.36</b>

\*Estimated by SO, County can determine annual salary

TOPS Para-Transit Services are much less than a TAXI, totaling only \$90,244 annually for In-County Travel.

However, it is incredibly challenging for Special Olympics to provide Doctor Diagnosis for all Athletes.

Broward County Government could waive the Diagnosis Requirement for individuals names provided by Special Olympics and provide TOPS transportation at no cost, as long as the travel was for our organization's events.

## MISSION

Special Olympics Florida provides year-round sports training and competition to children and adults with intellectual disabilities at **no cost** to the athlete or their caregiver as a means to achieve physical fitness, self-esteem and life skills necessary to be productive, respected and contributing members of their communities.



**Special Olympics**  
Florida

[www.specialolympicsflorida.org](http://www.specialolympicsflorida.org)

## OUR ATHLETES

Everyone is different. Our athletes are different because they learn new skills slowly. They may not understand ideas that other people learn easily. Our athletes are children and adults with an **intellectual disability**, or ID.

ID happens in all cultures, races and countries. The goal of Special Olympics is to reach out to the 200 million people in the world with ID.

**SPECIAL OLYMPICS FOUNDER**




"We are united behind the beliefs that everyone is valued, everyone is welcome, and everyone deserves a chance to be celebrated."

**Eunice Kennedy Shriver**  
(1921 - 2009)

[www.specialolympicsflorida.org](http://www.specialolympicsflorida.org)

## HOW IT BEGAN



**Early 1960s -**  
Eunice began inviting  
children with intellectual  
disabilities by the busload  
to her home for sports and  
games.

**FIRST SPECIAL OLYMPICS GAMES**




**1968, Chicago -**

1,000 athletes from 26 U.S.

states and Canada competed in track and field and swimming at the first International Special Olympics Games.

**MOST RECENT SPECIAL OLYMPICS INTERNATIONAL GAMES**



**2011 Athens, Greece -  
7,000 athletes from 170  
countries gathered to  
compete in 22 sports at the  
World Summer Games.**

[www.specialolympicsflorida.org](http://www.specialolympicsflorida.org)

- Minimum age 2 ❖ No upper age limit
- 60% school-aged ❖ 40% 21 years +
- 70% male ❖ 30% female
- 69% are considered low income

## What We Do

Sports Training and  
Competition

Young Athletes  
Program

Healthy Athletes  
Program


Athlete Leadership  
Program



# SPORTS TRAINING & COMPETITION



































 Training

 County Games

 Area Games

 State Games

## Statewide Sports

	JAN	FEB	MAR	APR	MAY	JUN	JUL	AUG	SEP	OCT	NOV	DEC
ATHLETICS, BOCCE, TENNIS, CYCLING & VOLLEYBALL												
EQUESTRIAN												
GOLF												
SURFING												
AQUATICS												
BOWLING, GYMNASTICS, POWERLIFTING & SOFTBALL												
FLAG FOOTBALL												
BASKETBALL												

Sports

Young Athletes

Healthy Athletes

Athlete Leadership

**Young Athletes™** is a unique sport and play program for children with ID ages 2 1/2 to 7. It involves games and activities that develop motor skills and hand-eye coordination.



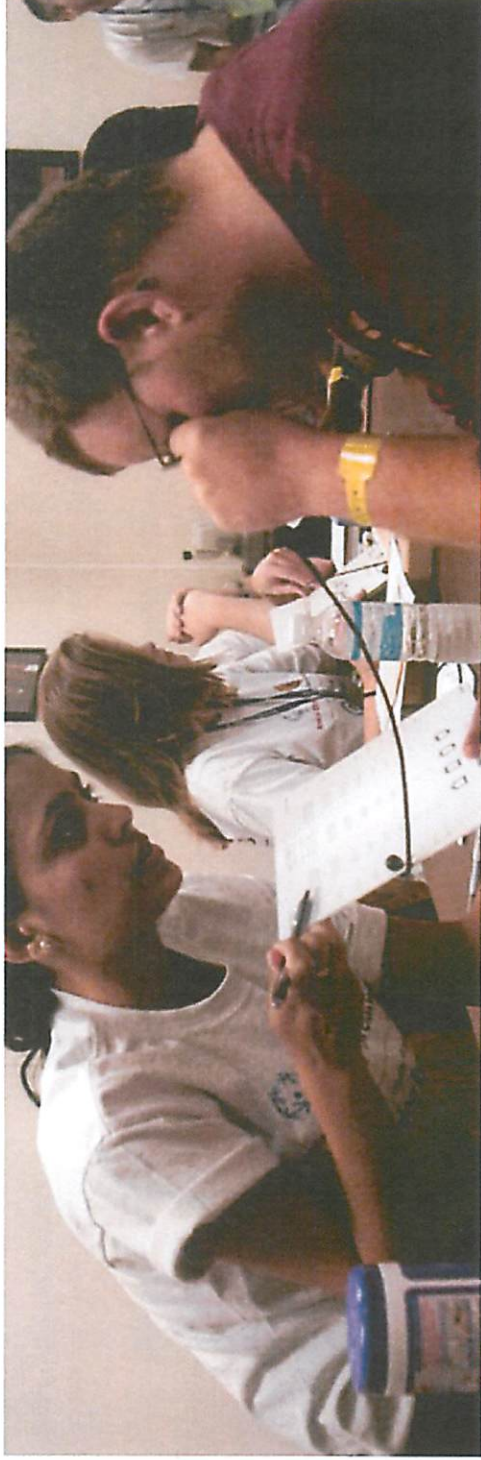
Sports

Young Athletes

Healthy Athletes

Athlete Leadership

**Healthy Athletes Program** works under the premise that a healthy athlete is a better athlete. Health professionals donate their time to provide free health screenings in six disciplines.



Sports

Young Athletes

Healthy Athletes

Athlete Leadership

## ATHLETE LEADERSHIP PROGRAM

**Input Councils** - Athletes recommend ideas and provide feedback about the program.

**Athlete Congress** - Delegates recommend policy for the Special Olympics movement.

**Global Messenger Program** - Teaches public speaking.



Sports

Young Athletes

Healthy Athletes

Athlete Leadership

# Program Overview



BROWARD COUNTY ATHLETES - TOTAL NUMBER OF PARTICIPANTS	6118
--	------

COUNTY TOTAL COACHES/VOLUNTEERS	918
---------------------------------	-----

## PARTICIPATING ATHLETE CATEGORIES:

COMPETING ATHLETES, AGES 8 AND UP - Traditional Programs	
Traditional Athletes	*1172
Athletes in Roster Programs - Stay on Site	989
Unified Partners	288
Athlete Leadership Program	22
Motor Activity Training for Severely Challenged Athletes	278
TOTAL	2749

CLASS A VOLUNTEERS, Day of	768
----------------------------	-----

YOUNG ATHLETES PROGRAM, AGES 2 - 7 YRS OLD - Non Competitive/NO TRAVEL REQUIRED	
Young Athletes	2990
Unified Young Athletes	461
YAP TOTAL	3451

\*Unified Sports include an equal combination of athletes with and without disabilities on the same team.

# Special Olympics Florida – Broward County Sports



Alpine Skiing	Cycling	Open Water Swim	Stand Up Paddle
Athletics	Equestrian	Powerlifting	Surfing
Basketball	Flag Football	Snowboarding	Swimming
Bocce	Golf	Soccer	Tennis
Bowling	Gymnastics	Softball	Volleyball
Cheerleading			

# Requested Support



Special Olympics serves over 6,100 athletes in Broward County with Intellectual Disabilities such as Down Syndrome, the entire Autism spectrum, Cerebral Palsy and more. Our organization is requesting financial support for local transportation and out-of-county transportation in order to successfully provide year-round sports training and competitions services.

**\*\*Transportation needed for up to 1,172 Athletes**

Total In-County Travel Costs	\$ 1,035,614.36
Personnel Cost - County Liason for Special Olympics Admin/Travel Coordinator	\$ 54,487.00
Total Out-Of County Travel Costs	\$ 83,421.00
<b>TOTAL PER YEAR</b>	<b>\$ 1,090,101.36</b>

\*Estimated by SO, County can determine annual salary

# IN-COUNTY TRANSPORTATION COSTS FOR ATHLETES



Transportation Cost Via Taxi Service to NSU, Davie,	Approx. Mileage furthest point	Approx. Travel time Minutes	Approx. Cost Each way	Approx. Round Trip	Number of Competing Athletes in District	Cost per District to provide Transport
District 1 - Davie, Lauderhill, Planation, Sunrise, Tamarac, Weston	7.1	17	\$ 20.50	\$ 41.00	114	\$ 100,733.82
District 2 - Pompano Beach, Coconut Creek, Margate, Deerfield Beach, Coral Springs	17.4	25	\$ 46.50	\$ 93.00	218	\$ 192,631.34
District 3 - Coral Springs, North Lauderdale, Parkland, Tamarac	25.5	26	\$ 66.50	\$ 133.00	118	\$ 104,268.34
District 4 - Hillsboro Beach, Deerfield Beach, Lighthouse Point, Pompano Beach, Lauderdale by the Sea, Sea Ranch, Oakland Park, Fort Lauderdale	23.8	29	\$ 62.50	\$ 125.00	111	\$ 98,082.93
District 5 - Cooper City, Davie, Pembroke Pines, Planation, Southwest Ranches, Sunrise, Weston	15.2	24	\$ 40.50	\$ 81.00	183	\$ 161,704.29
District 6 - Hollywood, Hallendale, Pembroke Pines	13.7	22	\$ 37.50	\$ 75.00	82	\$ 72,457.66
District 7 - Fort Lauderdale, Hollywood, Dania, Davie, Wilton Manor, Lazy Lakes	13.4	24	\$ 36.50	\$ 73.00	58	\$ 51,250.54
District 8 - Miramar, Pembroke Pines, Hallandale Beach, West Park	8.7	21	\$ 24.50	\$ 49.00	132	\$ 116,639.16
District 9 - Fort Lauderdale, Planation, Sunrise, Lauderhill, Tamarac, Oakland Park, North Lauderdale, Lauderdale Lakes	13.06	22	\$ 26.50	\$ 53.00	156	\$ 137,846.28
<b>AVERAGE</b>	<b>15.32</b>	<b>23.33</b>	<b>\$ 40.17</b>	<b>\$ 80.33</b>	<b>1172</b>	<b>\$ 1,035,614.36</b>



# IN-COUNTY TRANSPORTATION COSTS FOR ATHLETES



Average athlete participates in (1) sport per season/4 per year	4 sports/yr
Each sport consist of (10) weeks of training - (1) x/week	40 days
Each sport ends with (1) day of county competition	4 day
Total travel days	44
1172 athletes traveling 44 days by cab at an average rate of \$80.33 per round trip	\$ 4,142,457.44

1,172 athletes PARTICIPATING IN 1 SPORT -- traveling 11 days by cab at an average rate of \$80.33 per round trip	\$ 1,035,614.36
Personnel Cost - County Liason for Special Olympics Admin/Travel Coordinator	\$ 54,487.00
<b>TOTAL PER YEAR</b>	<b>\$ 1,090,101.36</b>

# OUT OF COUNTY TRANSPORTATION COSTS FOR ATHLETES



Competition	Anticipated # of athletes	# of coaches / chaperones	Total # Participants	Cost per bus	# of nights	# of Busses	Total	State Assessments	State Assessments per Person in County Group	Shirts	TOTAL
Basketball - Area	264	28	292	\$ 380.00	0	3	\$ 1,140.00	\$ -		\$ 1,462.00	\$ 2,602.00
Basketball - State	83	32	115	\$ 2,832.00	1	2	\$ 5,664.00	\$ 5,750.00	\$ 50.00	\$ 575.00	\$ 11,989.00
Area	355	40	395	\$ 500.00	0	5	\$ 2,500.00			\$ 1,975.00	\$ 4,475.00
State	154	63	217	\$ 4,674.00	2	4	\$ 18,696.00	\$ 8,243.83	\$ 37.99	\$ 1,085.00	\$ 28,024.83
Aquatics - State	26	10	36	\$ 3,035.00	2	1	\$ 3,035.00	\$ 1,367.64	\$ 37.99	\$ 180.00	\$ 4,582.64
Golf - Area	47	4	51	\$ 900.00	0	1	\$ 900.00	\$ 2,893.74	\$ 56.74	\$ 660.00	\$ 4,453.74
Golf - State	12	5	17	\$ 183.80	1	3 Vans	\$ 551.40	\$ -			\$ 551.40
Stand Up Paddle - State	7	8	15	In Kind	0	0	\$ -	\$ 750.00	\$ 50.00	\$ 275.00	\$ 1,025.00
Fall Classic - State	105	41	146	\$ 3,399.00	2	3	\$ 10,197.00	\$ 5,546.54	\$ 37.99	\$ 2,328.00	\$ 18,071.54
Surfing - State	11	7	18	\$ 122.54	1	1 Van	\$ 122.54	\$ 683.82	\$ 37.99	\$ 180.00	\$ 986.36
Bowling - Area	1070	70	1140	In Kind	0	0	\$ -	\$ -			\$ -
State	40	11	51	\$ 2,394.00	1	1	\$ 2,394.00	\$ 1,937.49	\$ 37.99	\$ 2,328.00	\$ 6,659.49
	2174	319	2493				\$ 45,199.94	\$ 27,173.06		\$ 11,048.00	\$83,421.00