

89-1

**Item # 89**

# **ADDITIONAL MATERIAL**

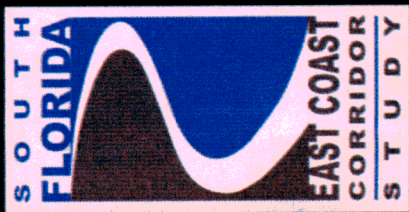
**SUBMITTED AT THE REQUEST OF**

**FLORIDA DEPARTMENT OF  
TRANSPORTATION**

**AUGUST 31, 2010**

**10:00 a.m.**

27 AUG '10 PM 2:45



**SOUTH FLORIDA EAST COAST  
CORRIDOR TRANSIT ANALYSIS  
STUDY**

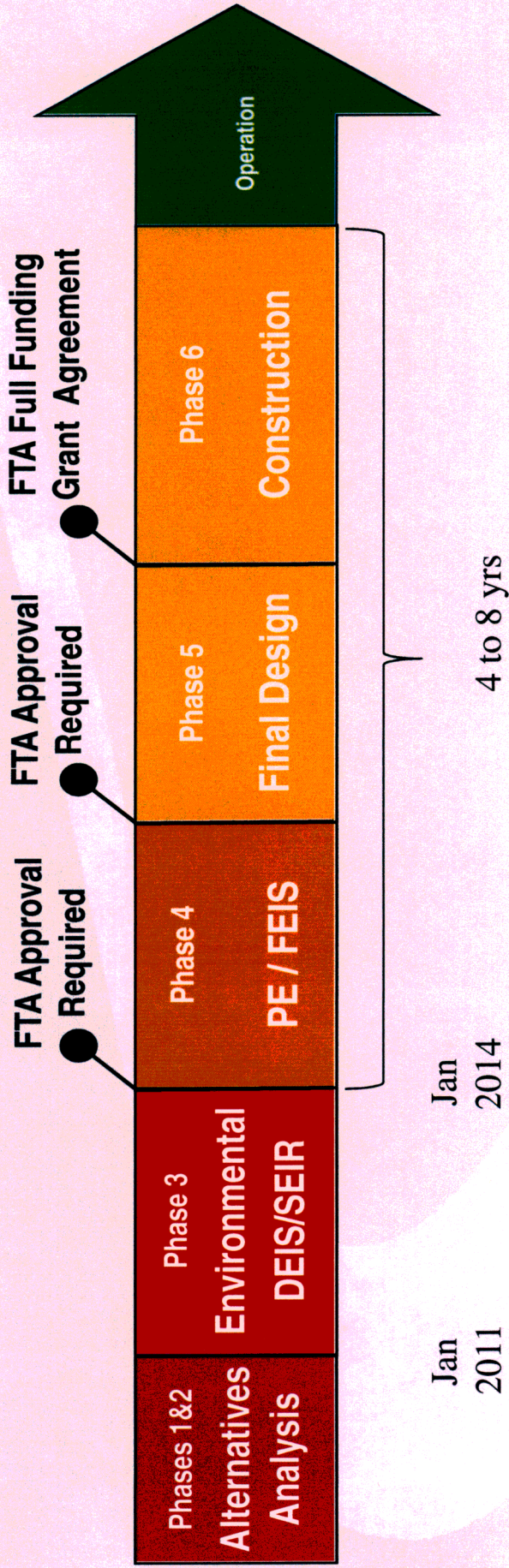
[WWW.SFECSTUDY.COM](http://WWW.SFECSTUDY.COM)

***Broward County Board of  
County Commissioners***

***August 31, 2010***



# SFECC Project Timeline



# SFECC Phase 2 Public Hearing Schedule

## WEST PALM BEACH

TUESDAY SEPTEMBER 14  
Kravis Center for the  
Performing Arts  
701 Okeechobee Blvd.  
3:30 – 5:30 p.m. AND 6 – 8 p.m.

## NORTH MIAMI BEACH

WEDNESDAY SEPTEMBER 15  
McDonald Center  
17051 NE 19th Ave.  
6 – 8 p.m.

## BOCA RATON

THURSDAY SEPTEMBER 16  
Boca Raton Community Center  
Royal Palm Room  
150 Crawford Blvd.  
6 – 8 p.m.

## DOWNTOWN MIAMI

TUESDAY SEPTEMBER 21  
Miami-Dade College Wolfson Campus  
James K. Batten Room # 2106  
300 NE 2nd Ave.  
3:30 – 5:30 p.m. AND 6 – 8 p.m.

## FORT LAUDERDALE

WEDNESDAY SEPTEMBER 22  
Holiday Park  
Social Center  
1150 G. Harold Martin Drive  
3:30 – 5:30 p.m. AND 6 – 8 p.m.



# Build 1: Transportation Systems Management (Low Cost Alternative)




Articulated Bus

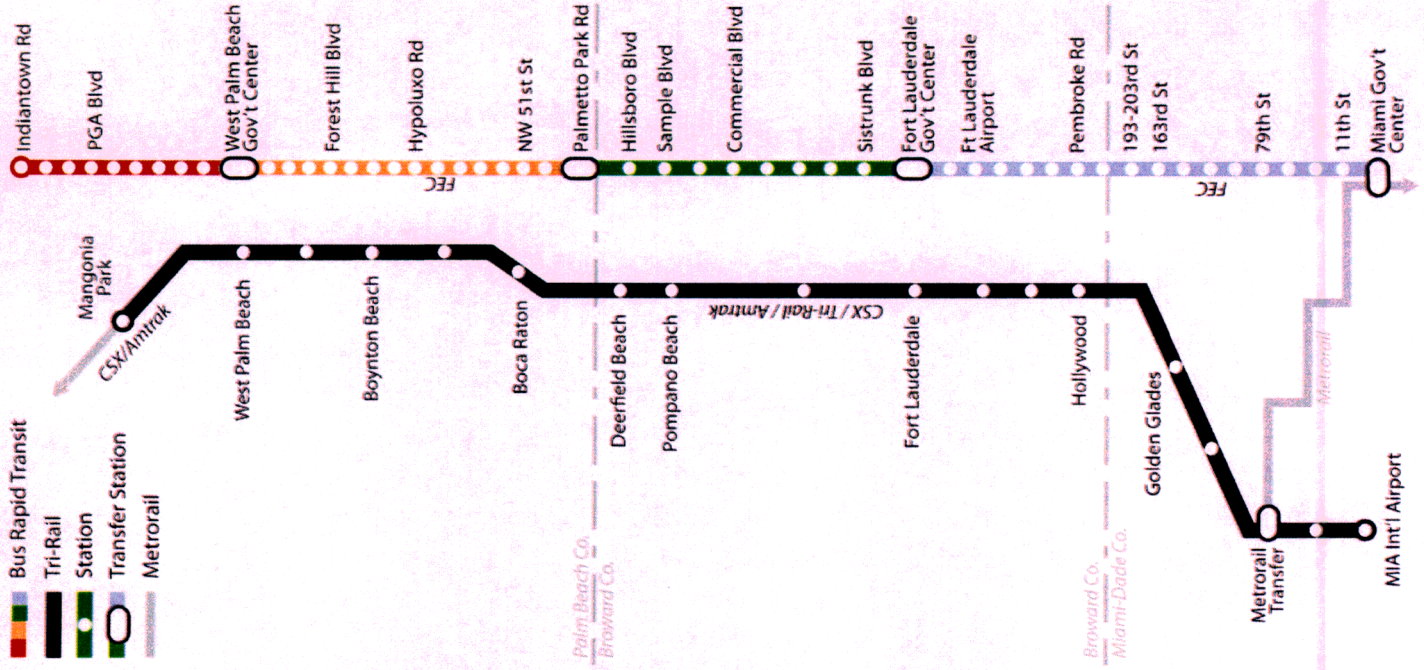
- Local, articulated 'Rapid Bus' routes running, in segments, on parallel surface streets (Jupiter to Miami), every 15 minutes (peak), end-to-end travel time 6 hours
- Three Peak-Only Express Buses overlaid, serving downtown Miami
- 52 rapid bus stops



# Build 2: Bus Rapid Transit Transit Alternative



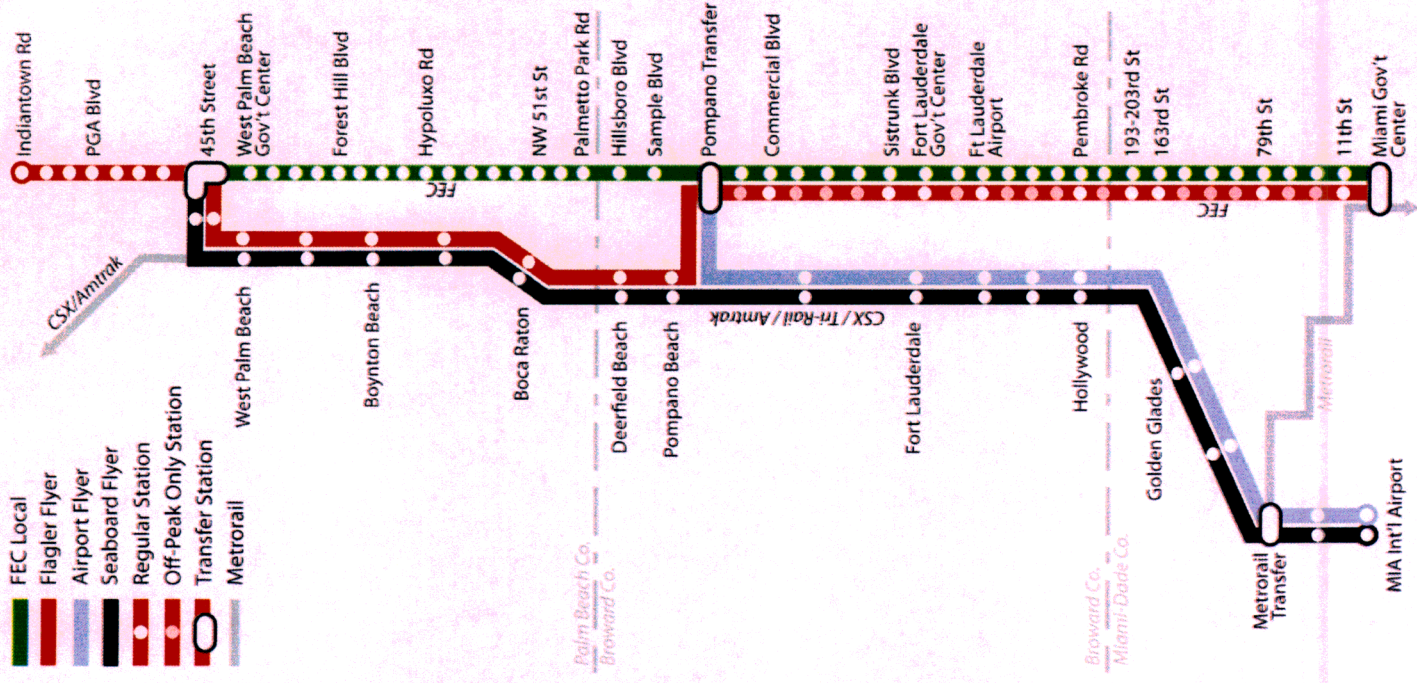
- 15 min peak/30 min off peak service
- End to end travel time 4 hours
- Operates on dedicated busway constructed on FEC ROW
- 52 stations



# Build 3: Regional Rail Push- Pull Alternative



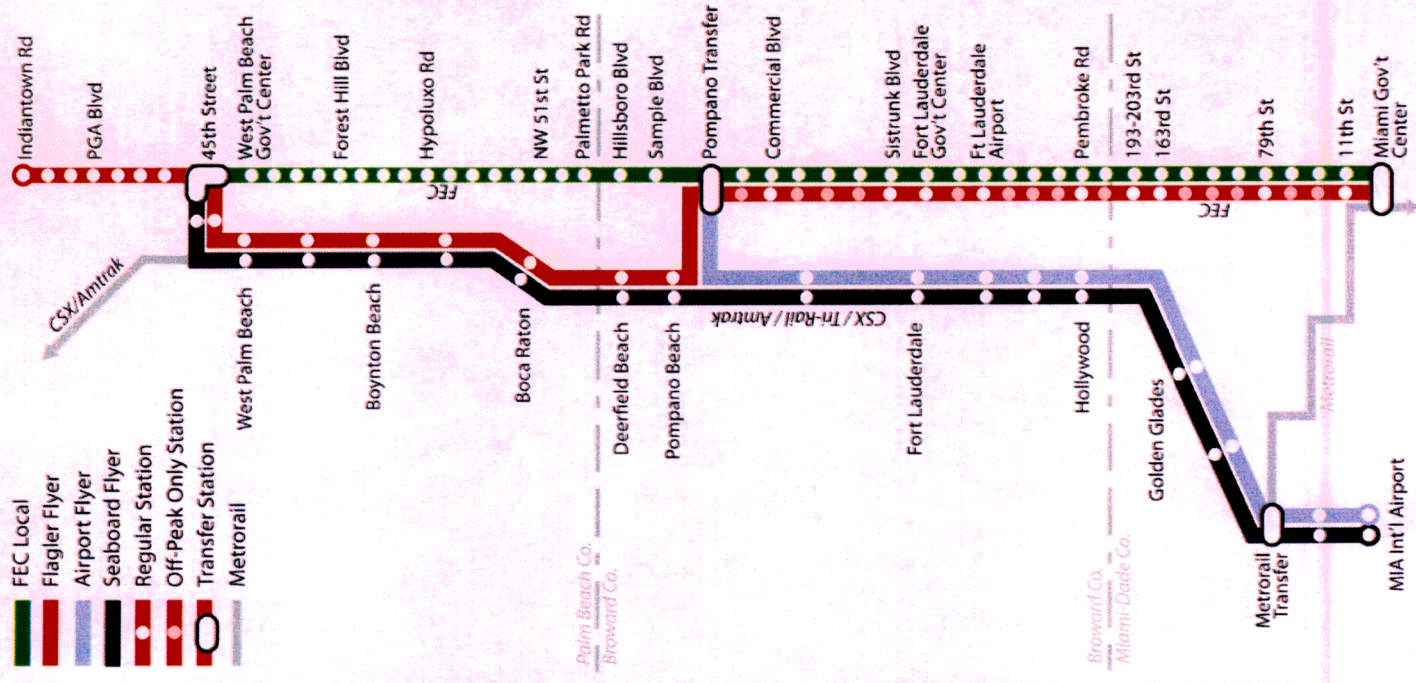
- 15 min peak/30 min off peak service
- Noisier and heavier than Diesel Multiple Unit (DMU) technology
- Slower acceleration and braking
- End to end travel time 2.3 hours
- 52 stations



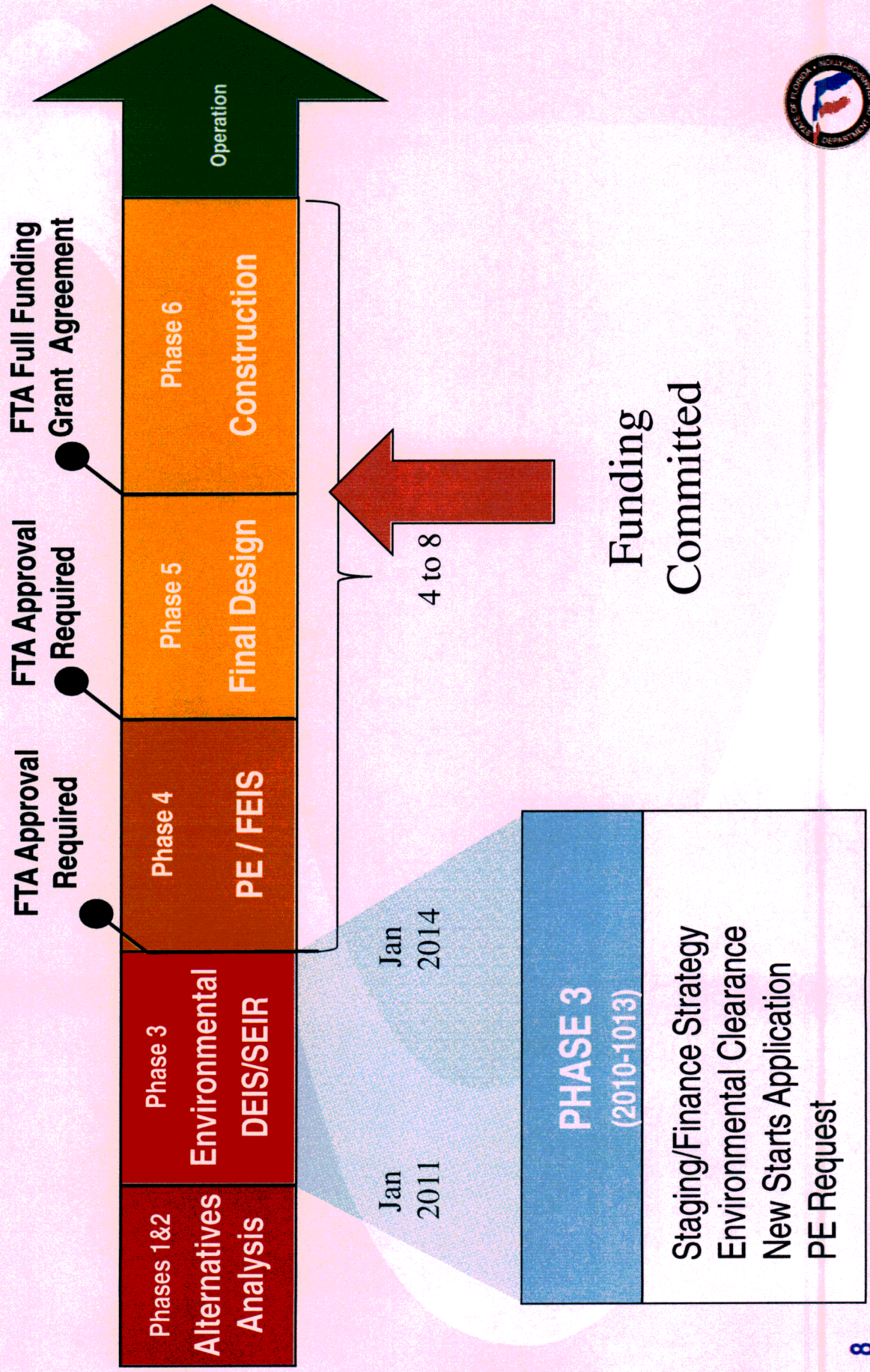
# Build 4: Regional Rail DMU Alternative



- 15/30 minute service headways
- Quieter and lighter than Push-Pull Technology
- Faster acceleration and braking
- End to end travel time 2 hours
- 52 stations



# SFECC Project Timeline



# SFECC Study – Phase 2

[WWW.SFECCSTUDY.COM](http://WWW.SFECCSTUDY.COM)

